

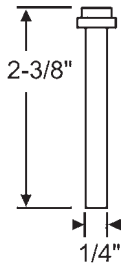
Do it Yourself Door & Window Parts Repair Catalog

Closet Door Hardware

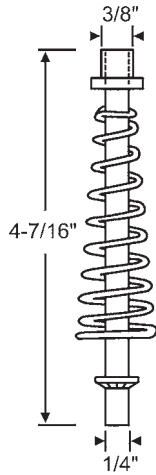
Bi-Fold Closet Door Pin Assemblies

In Order by Pin Diameter & Height

1/4" DIAMETER

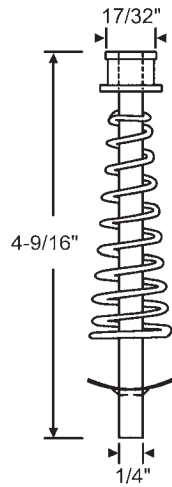


Assembly # 900-9421



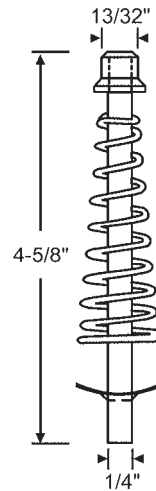
Assembly # 1-250	
Pin w/Cap	1-243
Cap	4-119
Spring	5-51
Push Nut	6-122

Fenestra



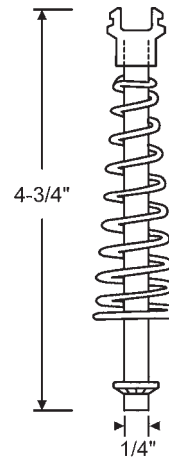
Assembly # 1-161	
Pin w/Cap	1-160
Cap	4-105
Spring	5-51
Tinnerman Clip	6-143

National



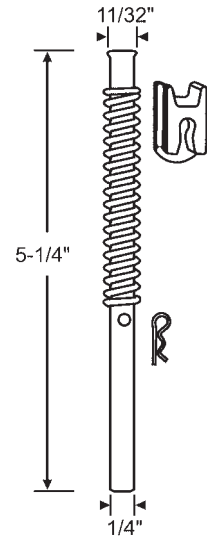
Assembly # 1-159	
Pin w/Cap	1-158
Cap	4-115
Spring	5-51
Tinnerman Clip	6-143

Peachtree



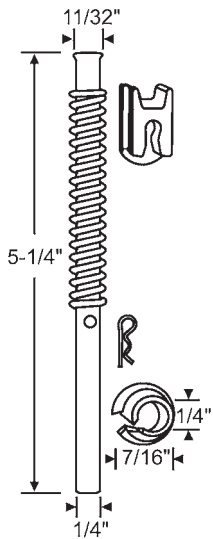
Assembly # 1-131	
Pin w/Cap	1-130
Cap	4-108
Spring	5-51
Push Nut	6-122

National



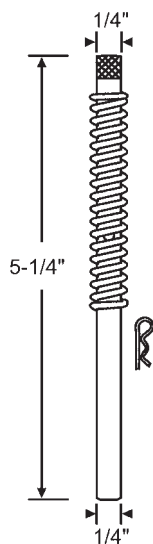
Assembly # 1-145	
Guide Cap	4-111
Spring	5-50
Hairpin Clip	6-136

Leigh/Monarch



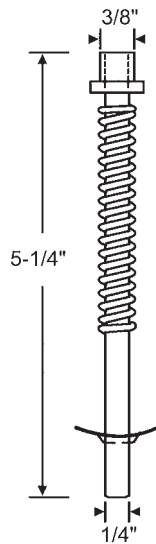
Assembly # 1-145A	
Guide Cap	4-111
Spring	5-50
Hairpin Clip	6-136
Grommet (2x)	8-259

Leigh/Monarch



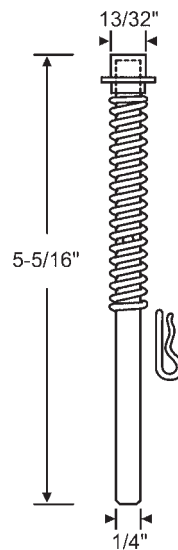
Assembly # 1-153	
Spring	5-50
Hairpin Clip	6-136

Leigh/Monarch



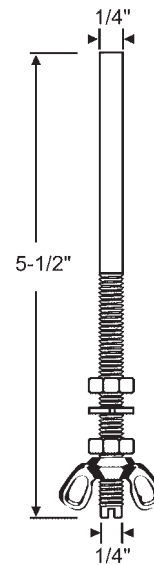
Assembly # 1-236	
Pin w/Cap	1-238
Cap	4-119
Spring	5-50
Tinnerman Clip	6-143

Fenestra



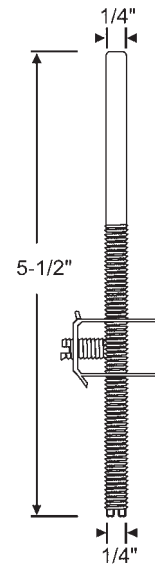
Assembly # 1-163	
Pin w/Cap	1-162
Cap	4-104
Spring	5-50
Hairpin Clip	6-136

Leigh/Monarch



Assembly # 1-147	
Hex nut	6-129
Lock Washer	6-123
Wing Nut	6-132

Leigh/Monarch



Assembly # 1-165	
Clevis w/Screw	6-134

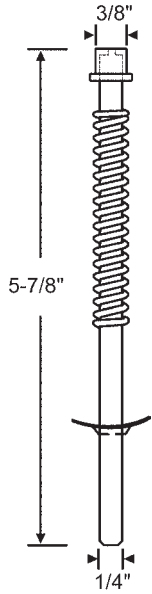
Leigh/Monarch

Do it Yourself Door & Window Parts Repair Catalog

Closet Door Hardware

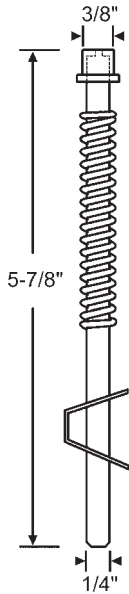
Bi-Fold Closet Door Pin Assemblies

1/4" DIAMETER



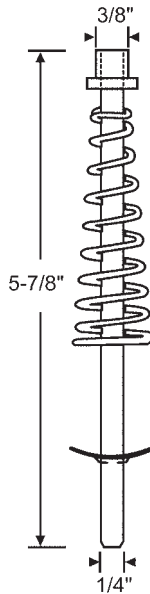
Assembly # 1-170	
Pin w/Cap	1-169
Cap	4-114
Spring	5-50
Tinnerman Clip	6-143

Benchmark



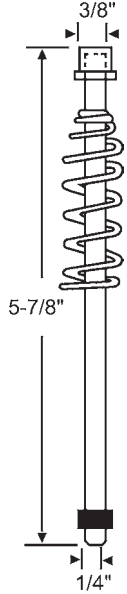
Assembly # 1-237	
Pin w/Cap	1-169
Cap	4-114
Spring	5-50
Compression Retainer	6-101

Benchmark



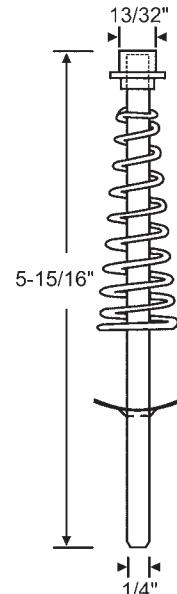
Assembly # 1-259	
Pin w/Cap	1-156K
Cap	4-119
Spring	5-51
Tinnerman Clip	6-143

Fenestra



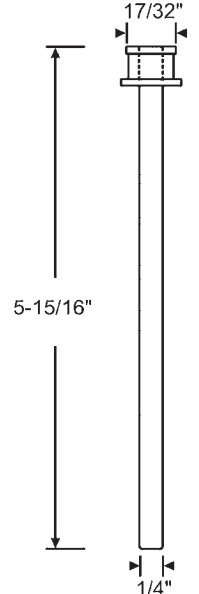
Assembly # 1-235	
Pin w/Cap	1-156
Cap	4-114
Spring	5-59
Bushing	6-107

Leigh/Monarch



Assembly # 1-172	
Pin w/Cap	1-171
Cap	4-104
Spring	5-51
Tinnerman Clip	6-143

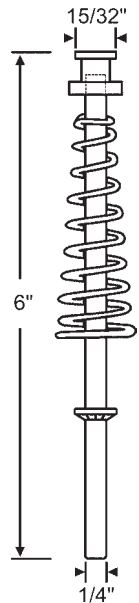
Leigh/Monarch



Assembly # 1-258	
Cap	4-105

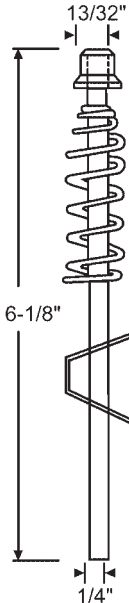
National

5/16" DIAMETER



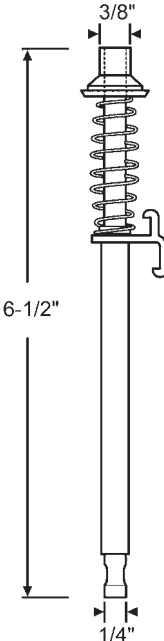
Assembly # 1-157	
Pin w/Cap	1-156
Cap	4-107
Spring	5-51
Push Nut	6-122

National



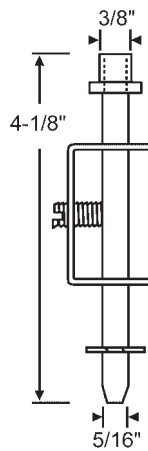
Assembly # 1-224	
Pin w/Cap	1-223
Cap	4-115
Spring	5-59
Compression Retainer	6-143

Peachtree



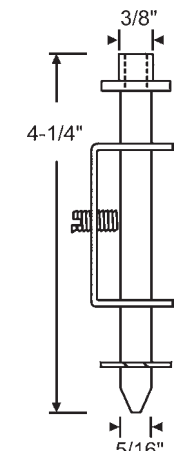
Assembly # 1-102	
Cap	4-120
With Plastic Sleeve	

Slimfold



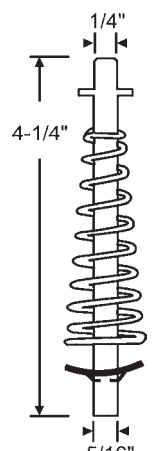
Assembly # 1-137	
Pin w/Cap	1-136
Cap	4-119
Clevis w/Screw	6-102
E-Ring	6-109

Fenestra



Assembly # 1-241	
Pin w/Cap	1-239
Cap	4-128
Clevis w/Screw	6-105
E-Ring	6-109

Fenestra



Assembly # 1-190	
Spring	5-51
Tinnerman Clip	6-141
E-Ring	6-109

National

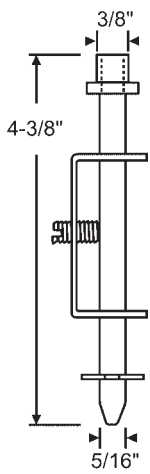
Used with 1-186

Do it Yourself Door & Window Parts Repair Catalog

Closet Door Hardware

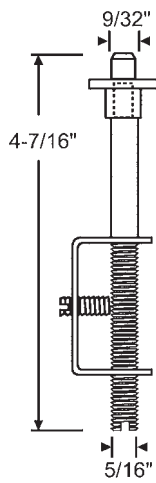
Bi-Fold Closet Door Pin Assemblies

5/16" DIAMETER



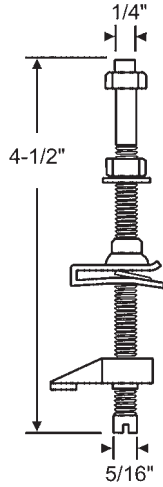
Assembly # 1-201	
Pin w/Cap	1-200
Cap	4-119
Clevis w/Screw	6-105
E-Ring	6-110

Fenestra



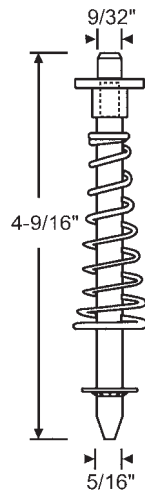
Assembly # 1-180	
Pin w/Cap	1-179
Cap	4-118
Clevis w/Screw	6-103

Fenestra



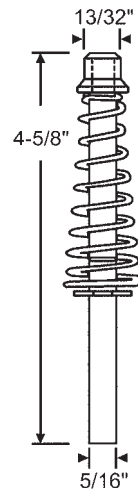
Assembly # 1-186	
Lock Washer	6-115
Hex Nut	6-128
Bushing	6-139
Nut	6-140

National



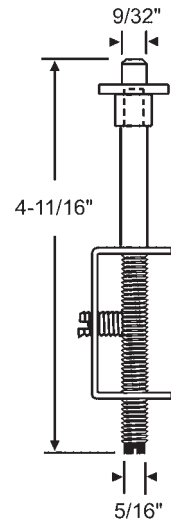
Assembly # 1-251	
Pin w/Cap	1-202
Cap	4-118
Spring	5-62
Push Nut	6-111

Fenestra




Assembly # 1-133	
Pin w/Cap	1-132
Cap	4-115
Spring	5-51
E-Ring	6-112

Peachtree



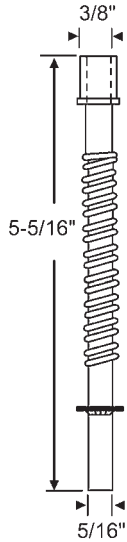
Assembly # 1-220	
Cap	4-118
Clevis	6-103

Fenestra



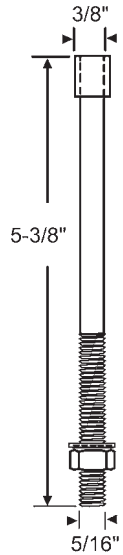
Assembly # 1-209	
Threaded Tinnerman	6-125
Hex Nut	6-128

Keller



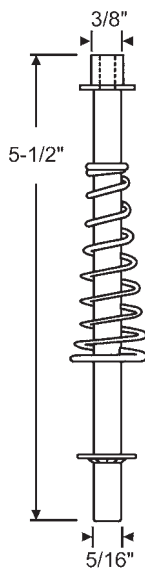
Assembly # 1-184	
Cap	4-103
Spring	5-50
Push Nut	6-111

Slimfold



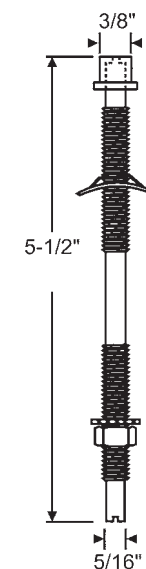
Assembly # 1-127	
Cap	4-110
Lock Washer	6-118
Hex Nut	6-128

National



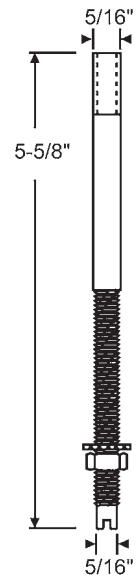
Assembly # 1-252	
Pin w/Cap	1-261
Spring	5-62
Push Nut	6-111

Fenestra



Assembly # 1-123	
Cap	4-114
Tooth Lock Washer	6-118
Threaded Tinnerman	6-125
Hex Nut	6-128

Benchmark



Assembly # 1-195	
Pin w/Cap	1-194
Cap	4-126
Hex Nut	6-128
Tooth Lock Washer	6-118

Floataway

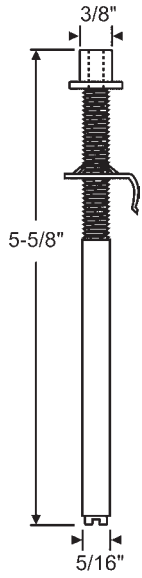
Do it Yourself Door & Window Parts Repair Catalog

Closet Door Hardware

Bi-Fold Closet Door Pin Assemblies

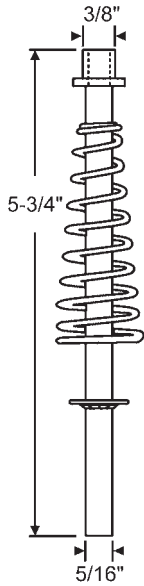
5/16" DIAMETER

3/8" DIAMETER



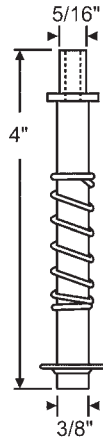
Assembly # 1-174	
Cap	4-117
Threaded Tinnerman	6-145

Slimfold

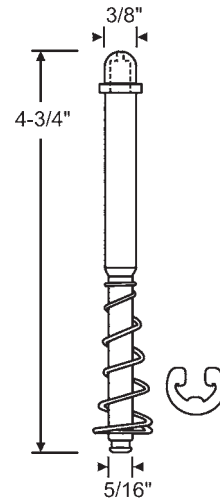


Assembly # 1-176	
Pin w/Cap	1-175
Cap	4-119
Spring	5-51
Push Nut	6-111

Fenestra

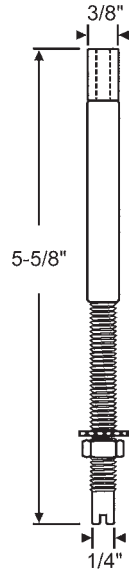


Assembly # 1-257	
Cap	4-130
Spring	5-60
Push Nut	6-100



Assembly # 1-129	
Pin w/Cap	1-128
Cap	4-116
Spring	5-58
E-Ring	6-112

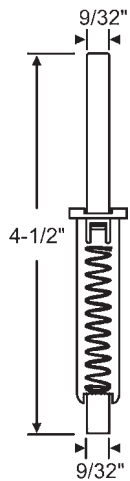
Floataway



Assembly # 1-101	
Pin w/Cap	1-100
Cap	4-101
Hex Nut	6-128
Tooth Lock Washer	6-118

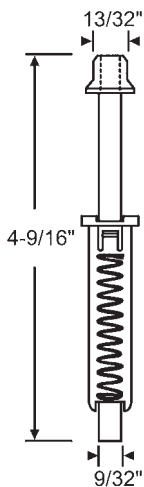
Floataway

Peachtree/Floataway



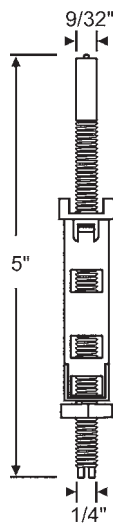
Assembly # 1-107	
------------------	--

**Peachtree
Floataway**



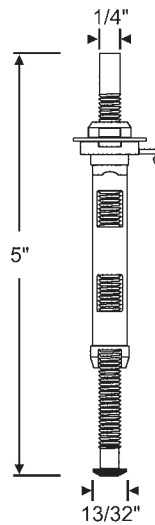
Assembly # 1-108	
Cap	4-127

**Peachtree
Floataway**



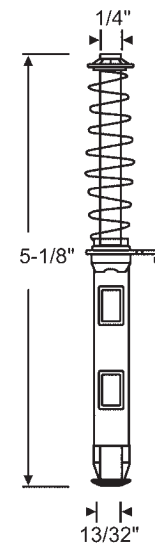
Assembly # 1-106	
Hex Nut	6-128
Pin Sleeve	8-308

**Peachtree
Floataway**



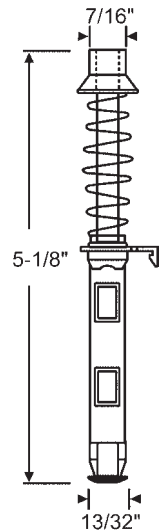
Assembly # 1-103	
Square Nut	6-157
Speed Nut	6-161
Pin Sleeve	900-6656

Floataway



Assembly # 1-104	
Spring	5-59
Push Nut	6-122

Floataway



Assembly # 1-105	
Cap	4-106
Spring	5-59

Floataway

Do it Yourself Door & Window Parts Repair Catalog

Closet Door Hardware

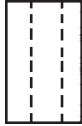
Bi-Fold Closet Door Caps

Caps Shown Actual Size



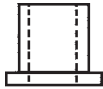
4-100
Fits Pin 1-151

Leigh/Monarch



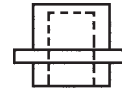
4-101
Fits Pins 1-100, 1-149, 1-101,
1-232, 1-148

Floataway



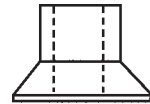
4-103
Fits Pins 1-183, 1-184

Slimfold



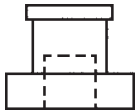
4-104
Fits Pins 1-162, 1-171, 1-163,
1-172, 1-172K

Leigh/Monarch



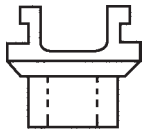
4-106
Fits Pins 1-105, 900-9422

Floataway



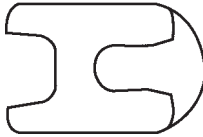
4-107
Fits Pins 1-156, 1-157

National



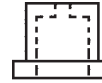
4-108
Fits Pins 1-130, 1-131

National



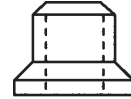
4-111
Fits Pins 1-145, 1-188, 1-226
1-144A, 1-145A

Leigh/Monarch



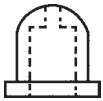
4-114
Fits Pins 1-170, 1-123,
1-235, 1-169, 1-237

Benchmark



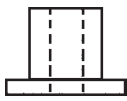
4-115
Fits Pins 1-132, 1-159, 1-133,
900-14476, 900-17552, 1-223,
1-158, 1-224, 1-262, 900-8841A

Peachtree



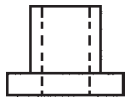
4-116
Fits Pins 1-128, 1-228,
1-129, 1-229

Floataway



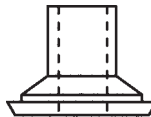
4-117
Fits Pins 1-174, 1-197,
1-232, 1-261

Slimfold



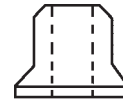
4-119
Fits Pins 1-136, 1-175,
1-204, 1-230, 1-137, 1-176,
1-205, 1-236, 1-200, 1-217,
1-238, 1-143, 1-201, 1-218,
1-260, 1-269, 1-273, 1-243,
1-244, 1-250, 1-259

Fenestra



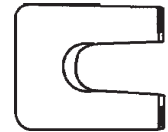
4-120
Fits Pin 1-102

Slimfold



4-127
Fits Pins 1-108

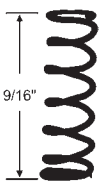
Peachtree



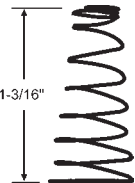
4-129
Fits Pin 1-246

Bi-Fold Closet Door Springs

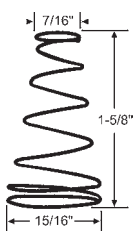
In Order by Height



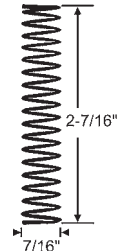
5-73
Bayform



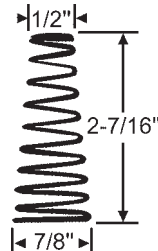
900-9421S



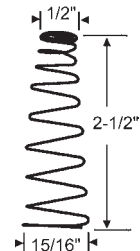
5-62
Slimfold



5-50
Benchmark

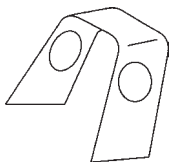


5-51



5-63

Bi-Fold Closet Door Accessories

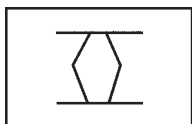


6-101
Compression Retainer for
1/4" Pins. Used with 1-224,
1-237, 1-269, 1-273



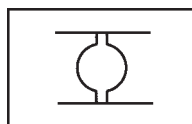
Actual Size

6-136
Hairpin Clip. Used with
1-144A, 1-145, 1-145A,
1-153, 1-153A, 1-163



Actual Size

6-143
1/4" Tinnerman Clip



Actual Size

6-125
5/16" Threaded Tinnerman



Part #	Size
6-112	1/4"
6-110	5/16"
6-109	3/8"

E-Ring



Part #	Size
6-122	1/4"
6-111	5/16"

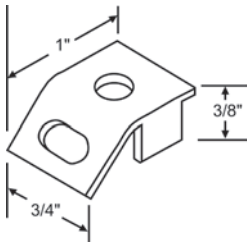
Push Nut

Do it Yourself Door & Window Parts Repair Catalog

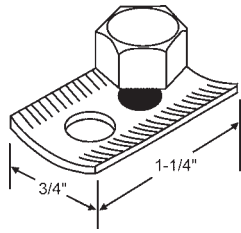
Closet Door Hardware

Metal Closet Door Pivot Brackets

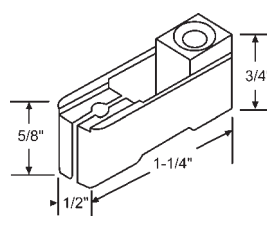
In Order by Length



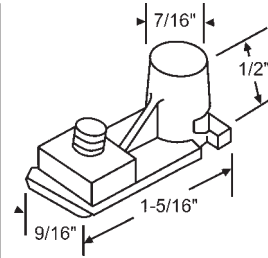
7-240
Metal
Leigh/Monarch



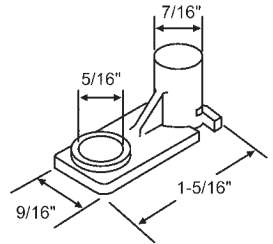
7-234
Metal
Leigh/Monarch



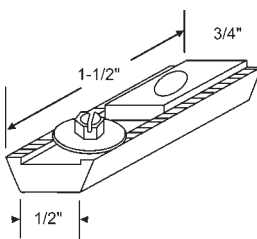
7-225
Nylon
Peachtree



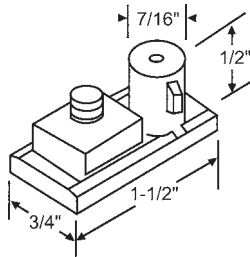
7-246
Nylon
Peachtree



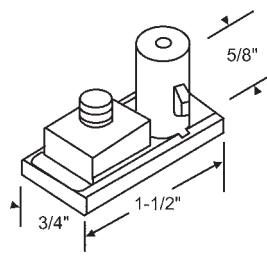
7-227
Nylon



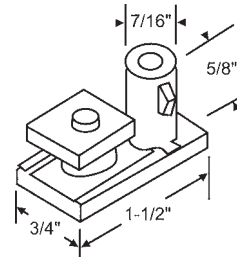
7-210A
Nylon
National



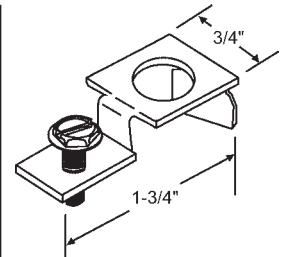
7-230
Nylon
Peachtree



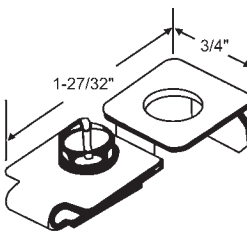
7-247
Nylon
Benchmark



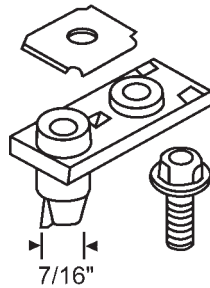
7-229
Nylon
Peachtree



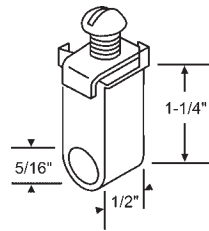
7-226
Metal
Benchmark



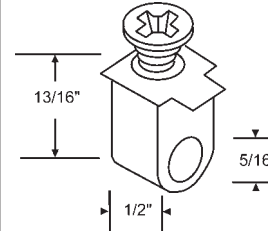
7-200
Metal
Slimfold



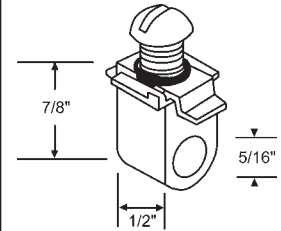
7-223
Nylon
Floataway



7-224
Nylon



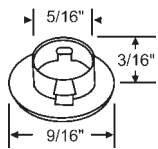
7-231
Nylon
New Style
Slimfold



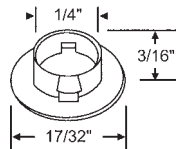
7-231OS
Nylon
Old Style
Slimfold

Metal Closet Door Nylon Grommets/Bushings/Bumpers

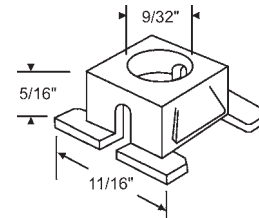
In Order by Height



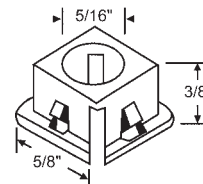
8-255
National



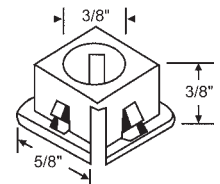
8-254
National



8-262
Peachtree



8-268
Peachtree



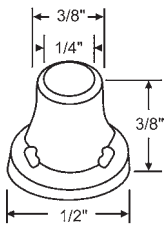
8-269
Peachtree

Do it Yourself Door & Window Parts Repair Catalog

Closet Door Hardware

Metal Closet Door Nylon Grommets/Bushings/Bumpers

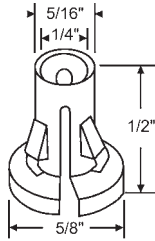
In Order by Height



8-261

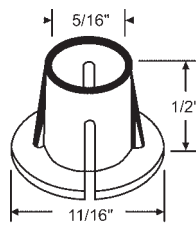
Blue

Benchmark



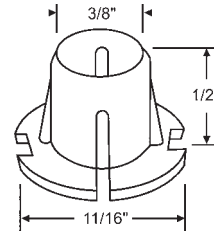
8-264

Floataway



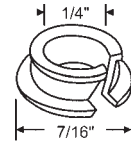
8-267

Floataway



8-280

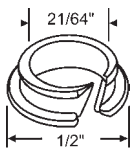
Floataway



8-259

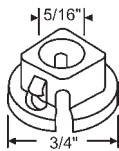
Leigh/Monarch

In Order by Length



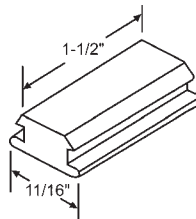
8-260

Leigh/Monarch



8-266

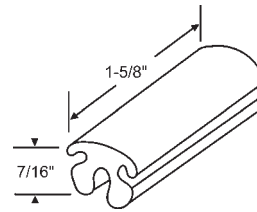
Floataway



8-271

Gray

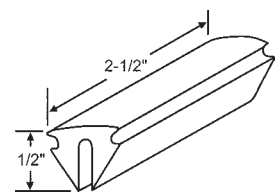
National



8-304

White

Floataway



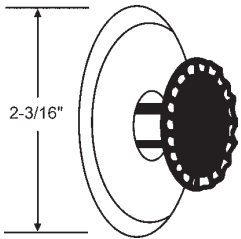
8-283

White

Benchmark

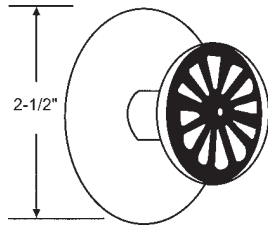
Metal Closet Door Plates & Pulls

In Order by Diameter



Part #	Finish
8-228B	Bronze
8-228A	Polished Aluminum

Floataway

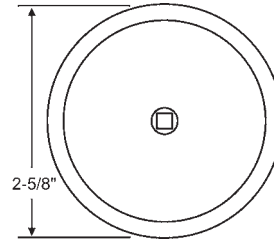


8-258

Brass

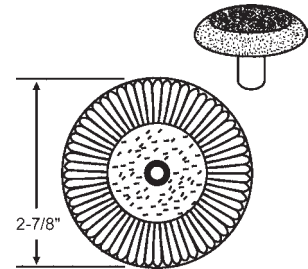
8-327 Knob, 8-321 Back Plate

Slimfold



Part #	Finish
900-10221C	Chrome
900-10221	Polished Brass

Back Plate



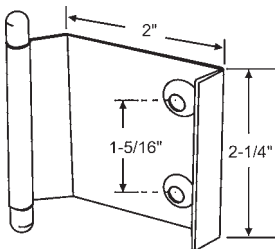
8-289

Antique Brass

Adhesive Pad Only: 900-13008

Benchmark

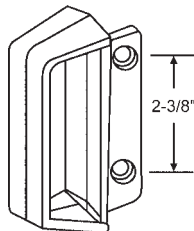
In Order by Height



Part #	Finish
8-278	Chrome
8-278B	Gold

Door Pull Set

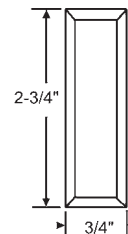
Slimfold



8-305

White

Peachtree Floataway

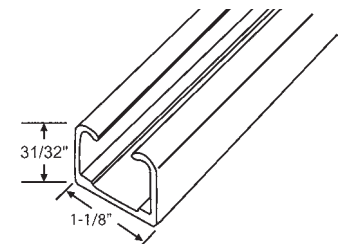


900-16101-1

Gray Mirror Pull

Self Adhesive

Closet Door Track



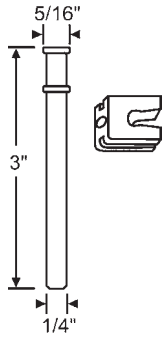
Part #	Size
8-467-3	3'
8-467-4	4'
8-467-6	6'

Kennaframe

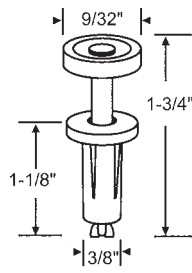
Do it Yourself Door & Window Parts Repair Catalog

Closet Door Hardware

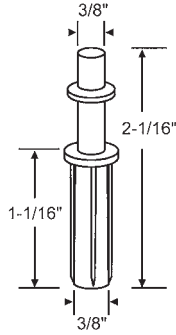
Wood Closet Door Plunger Pins, Brackets, Plates & Caps



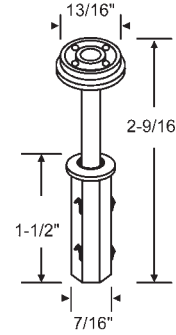
Assembly # 1-246
Guide Cap 4-129



2-104

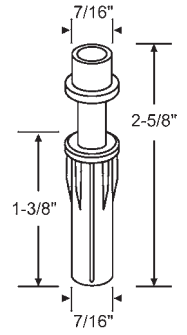


2-122



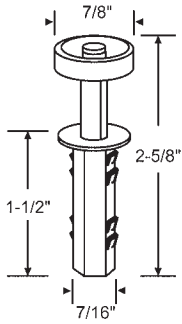
2-109

Old Stanley



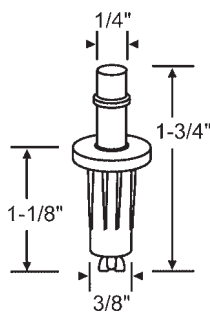
2-76

4-125 Cap Only

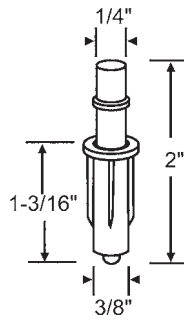


2-58

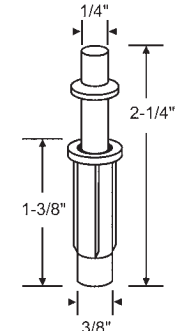
Acme



2-113

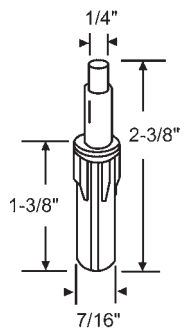


2-105

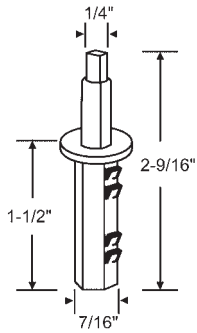


2-110

Alliance



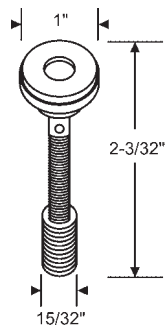
2-77



2-60

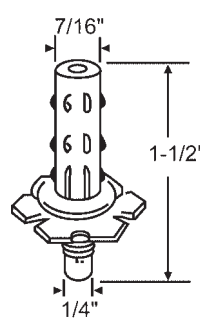
Use with 2-92

Acme

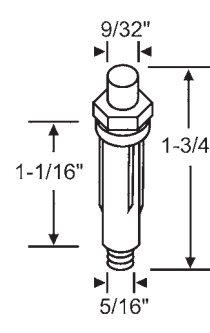


2-112

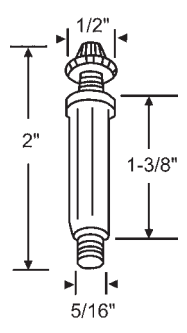
8-281 Bushing Only
2-111 Pin Only



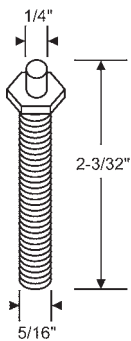
2-78



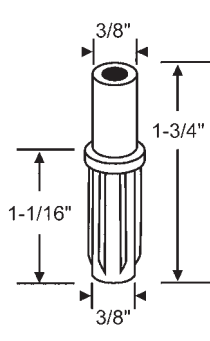
2-106



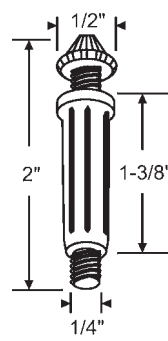
2-121



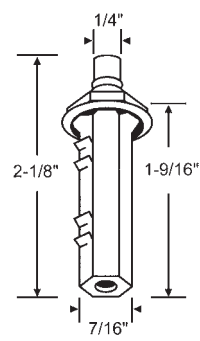
2-116



2-62

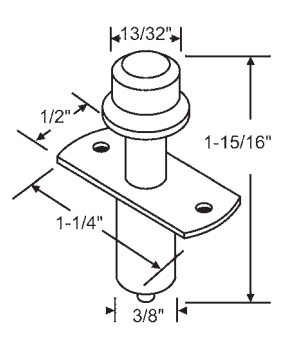


2-63



2-59

Acme



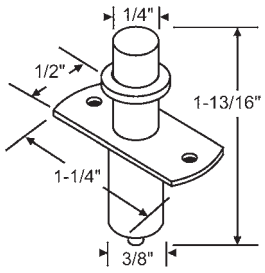
2-95

Harvey

Do it Yourself Door & Window Parts Repair Catalog

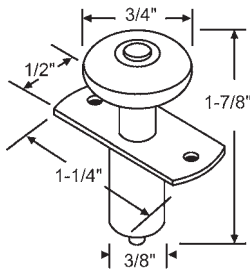
Closet Door Hardware

Wood Closet Door Plunger Pins, Brackets, Plates & Caps



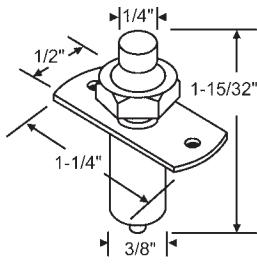
2-85

Harvey



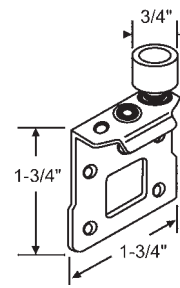
2-52

Harvey



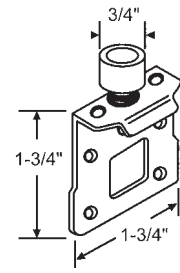
2-97

Harvey



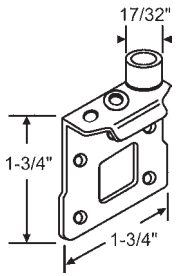
Part #	Hand
2-66	Shown
2-65	Opposite

Paniflex



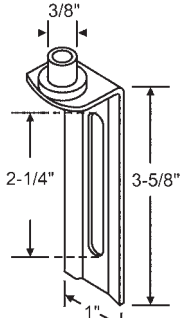
2-67

Paniflex



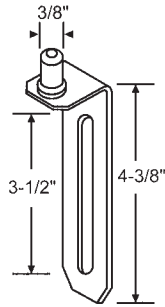
Part #	Hand
2-71	Shown
2-70	Opposite

Paniflex

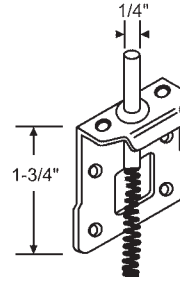


2-94

Includes Attaching
Screws 1/4" - 20" x 1/2"

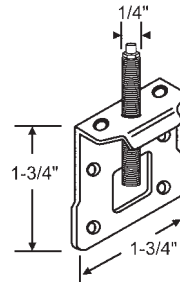


2-118



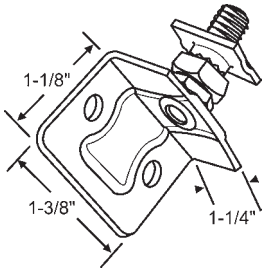
2-68

Paniflex

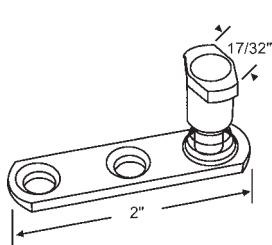


2-69

Paniflex

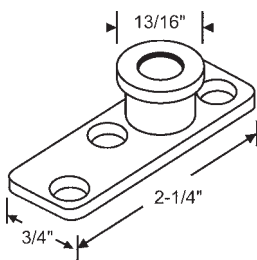


900-808-OS

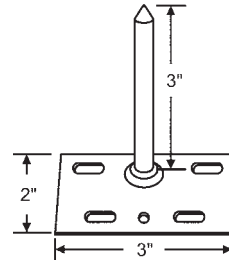


2-108

Stanley

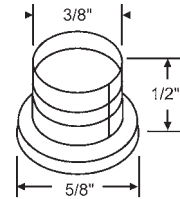


2-50

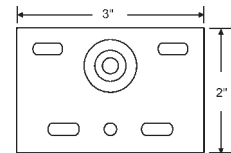


2-120

Top Plate. Use with 8-338



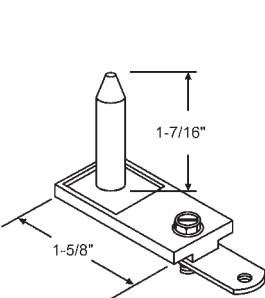
8-338



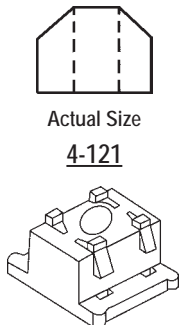
7-253

Bottom Plate

Closet Door Rollers

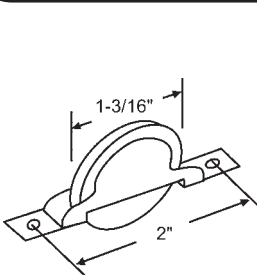


900-10518



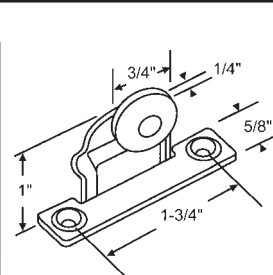
4-121

4-124



3-351

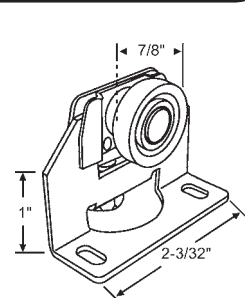
Nylon Wheel



3-219

Nylon Wheel

Harvey



3-151

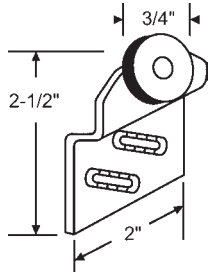
Do it Yourself Door & Window Parts Repair Catalog

Closet Door Hardware

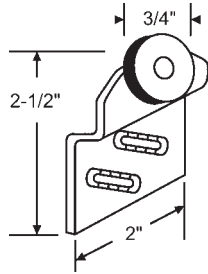
Wood Closet Door By-Pass Hangers

In Order by Roller Diameter

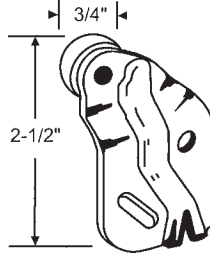
3/4" Roller



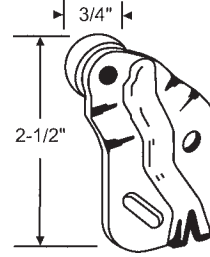
3-165
1/4" Offset
E-Z Roll



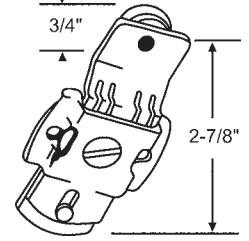
3-164
1/2" Offset
E-Z Roll



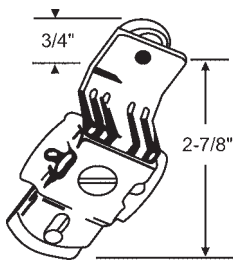
3-190
1/4" Offset
E-Z Roll



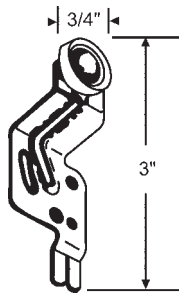
3-191
1/2" Offset
E-Z Roll



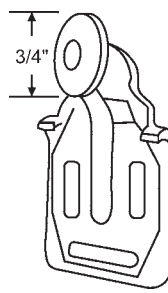
3-170
1/4" Offset



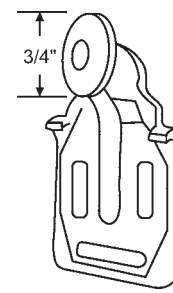
3-171
1/2" Offset



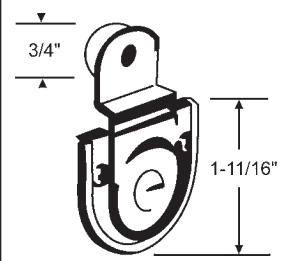
3-203
3/4" Offset
w/ Screws



900-21054
3/8" Offset
900-21054S for Hanger w/Screws

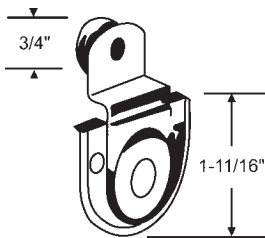


900-7798
3/4" Offset
900-7798S for Hanger w/Screws

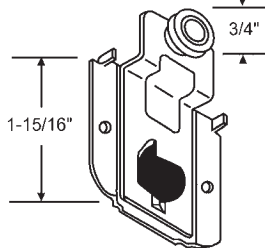


3-206
1/8" Offset
Lawrence

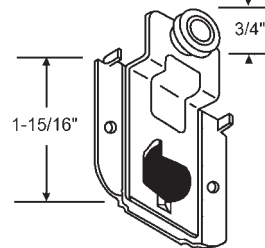
27/32" Roller



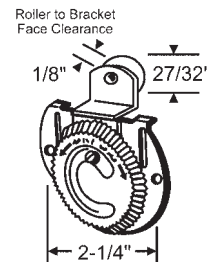
3-185
1/2" Offset
Lawrence



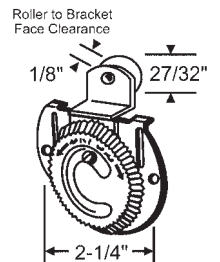
3-172
1/4" Offset
Grant



3-173
1/2" Offset
Grant

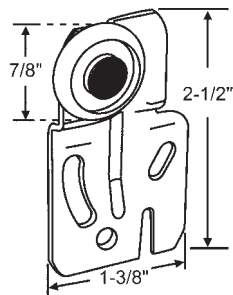


3-199
1/16" Offset
Old Stanley

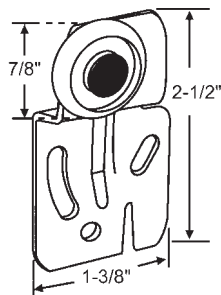


3-198
3/8" Offset
Old Stanley

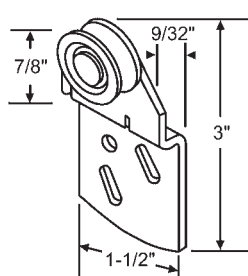
7/8" Roller



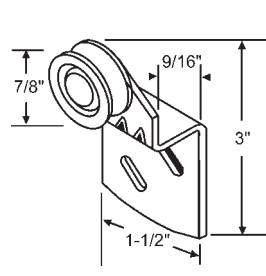
3-152
1/4" Offset
Acme



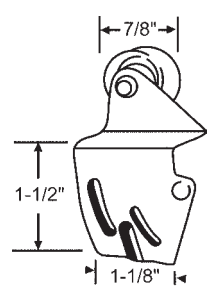
3-153
1/2" Offset
Acme



3-107
9/32" Offset
3-107S for Hanger with Screws



3-108
9/16" Offset
3-108S for Hanger with Screws



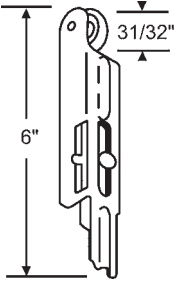
3-147
3/8" Offset

Do it Yourself Door & Window Parts Repair Catalog

Closet Door Hardware

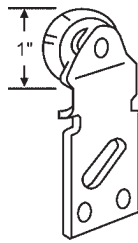
Wood Closet Door By-Pass Hangers

31/32" Roller



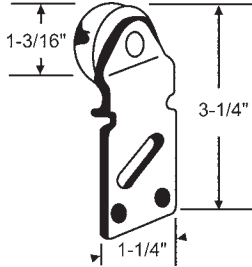
Part #	Hand
3-202	Shown
3-201	Opposite

1" Roller

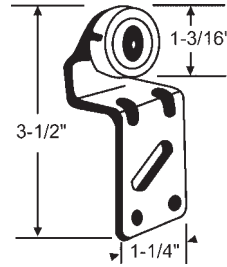


900-1304
Front Hanger w/Ball Bearing
Wheel, 1/16" Offset
E-Z Roll

1-3/16" Roller



3-193
1/16" Offset



3-195
1-1/2" Offset

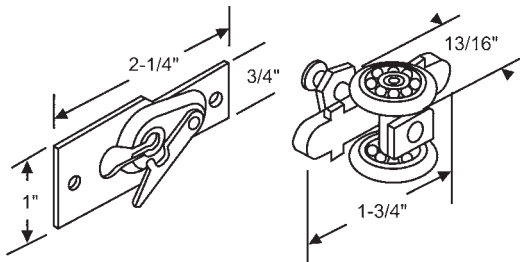
1-3/8" Roller



900-12272N
New Style

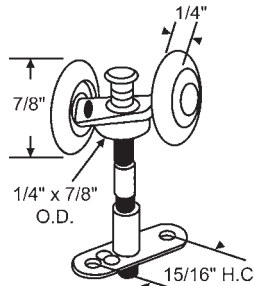
Wood Closet Door By-Pass Hangers - 2-Wheel

13/16" Rollers

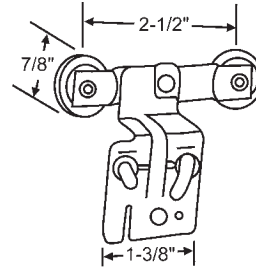


900-10534
Ball Bearing Wheels

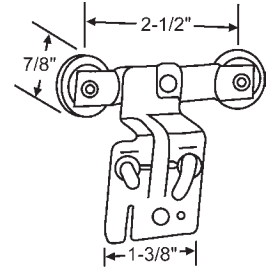
7/8" Rollers



3-223




3-113
w/ Screws
1/4" Offset

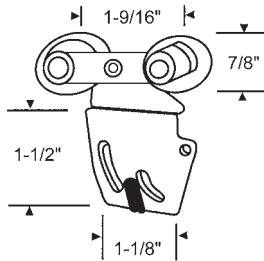


3-112
w/ Screws
1/2" Offset

Wood Closet Door By-Pass Hangers - 3-Wheel

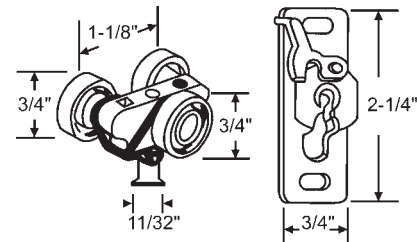


3-213



3-143
3/8" Offset

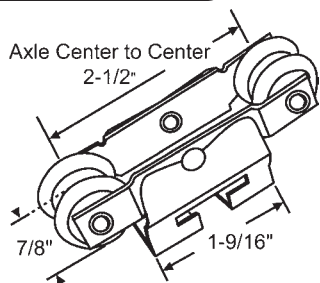
3/4" Rollers



3-141
Comes with 8-226 Bracket

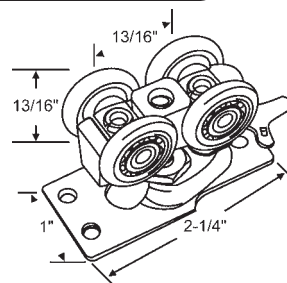
Wood Closet Door By-Pass Hangers - 4-Wheel

7/8" Rollers



900-803-OS

1-1/4" Rollers

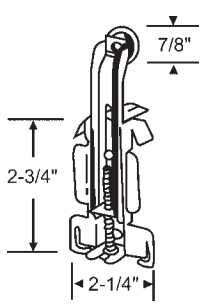


900-9746

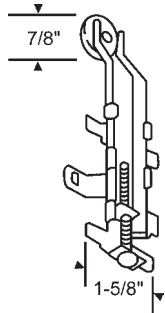
Do it Yourself Door & Window Parts Repair Catalog

Closet Door Hardware

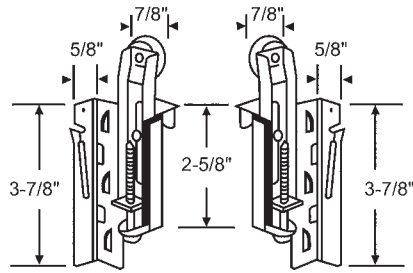
Wood Closet Door Panel Jacket Hangers



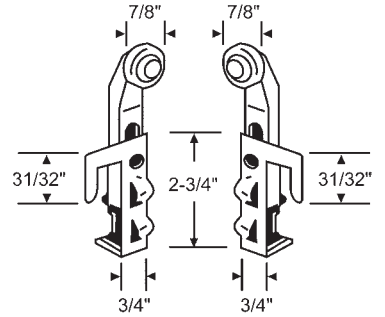
3-120



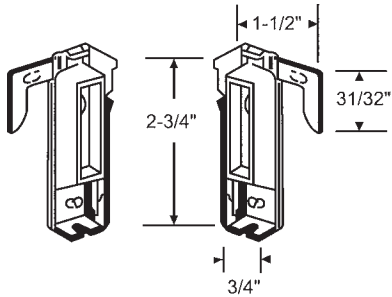
3-133



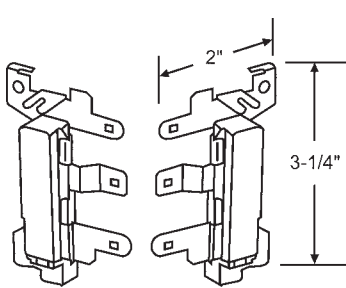
3-122A



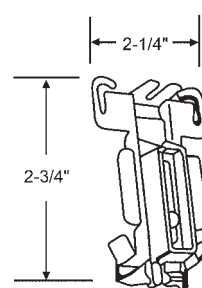
3-116A
Acme



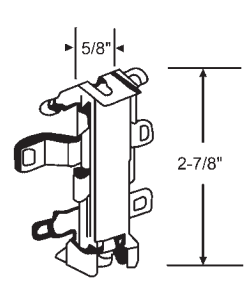
3-118A
Acme



3-156A

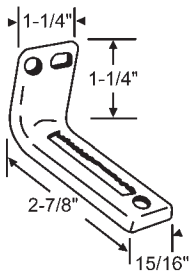


3-121

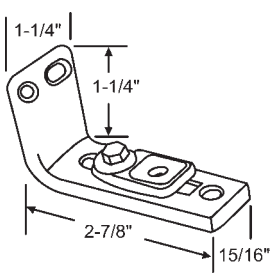


3-132

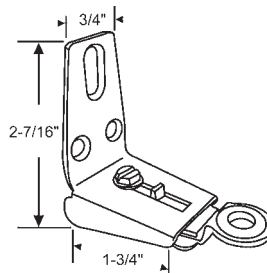
Wood Closet Door Pivot/Jamb Brackets



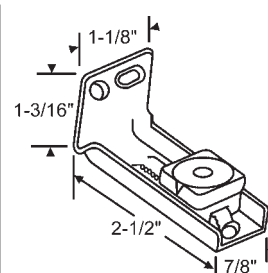
7-221
Metal



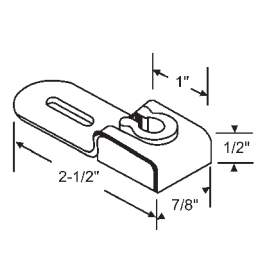
7-222
Metal with Nylon Insert
7-222-2 For 2 Brackets w/Screws



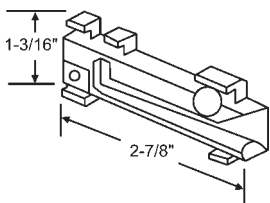
7-205
Metal



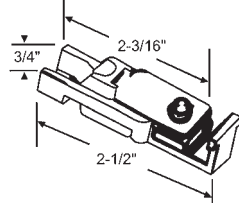
7-241
Metal with Nylon Insert



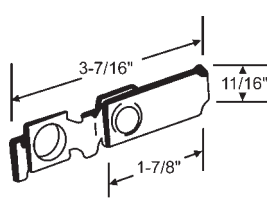
7-212
Metal with Nylon Insert



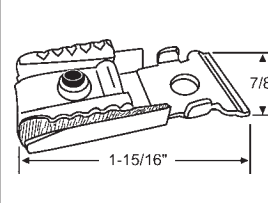
7-235A
Sold as Set (1 Left Hand, 1 Right Hand). Nylon
Paniflex



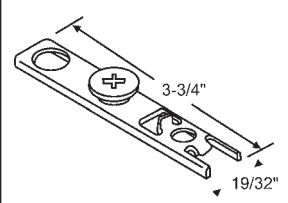
7-215
Nylon with Metal Insert



7-216
Metal



7-237
Metal
Acme

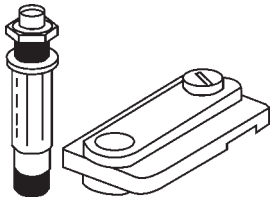


7-220N
Metal (New Style)

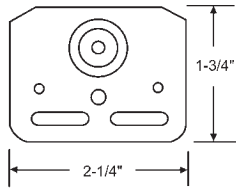
Do it Yourself Door & Window Parts Repair Catalog

Closet Door Hardware

Wood Closet Door Pivot/Jamb Brackets



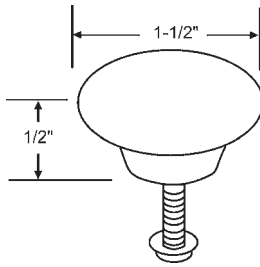
7-254



7-201
Metal
Paniflex

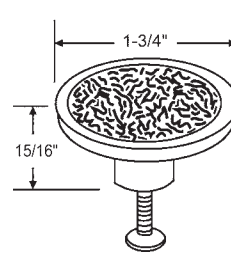
Wood Closet Door Pulls & Knobs

In Order by Type, then Outside Diameter

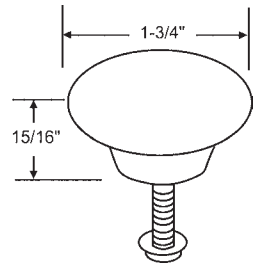


Part #	Finish
8-300	Brass Plated
8-300C	Chrome Plated

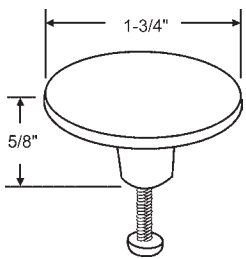
Die Cast



8-298
Plastic, Brown

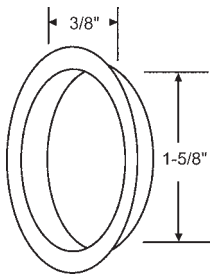


8-235
Wood, Unfinished

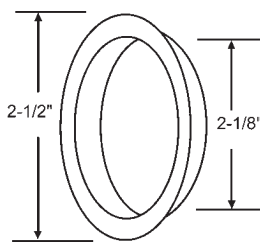


Part #	Finish
8-301	Brass Plated
8-301C	Chrome Plated

Die Cast



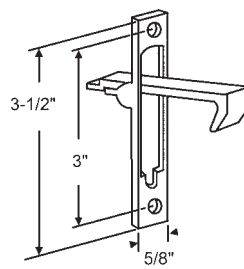
900-793
Nylon, Tan
Flush



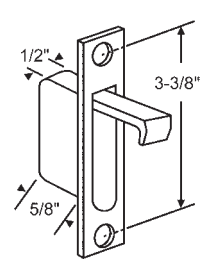
Part #	Finish
8-202	Brass Plated
8-202AB	Antique Brass Plated
8-202C	Chrome Plated

Die Cast

E-Z Roll

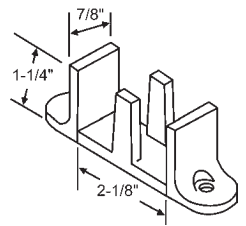


900-790
Metal, Bright Brass Finish
Flush Mount Edge Pull

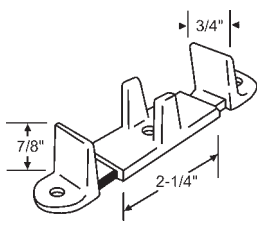


900-43
Metal, Aluminum Finish

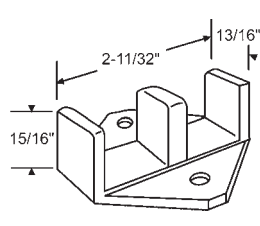
Wood Closet Door Floor Guides/Plates



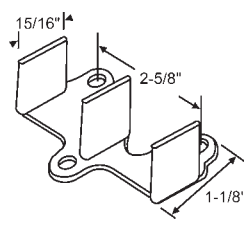
8-245
Adjusts for Doors 7/8" - 1-7/8"
Nylon



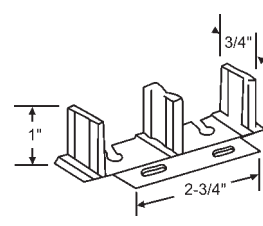
8-294
Adjusts for Doors 3/4" - 1-3/4"
Nylon, Tan - Includes Screws



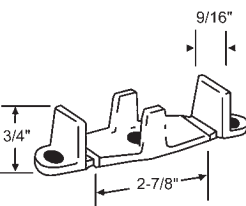
8-314
Nylon, 1 Piece. Fits 3/4" Doors
EZ-Roll



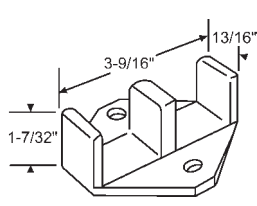
900-8114
Nylon
1 Piece. Fits 1-3/8" Doors



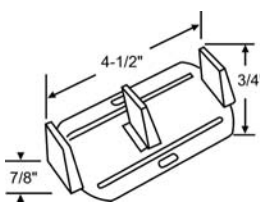
8-231
Metal w/Nylon Post. Wood Tone,
Adjusts for Doors 3/4" - 1-3/8"



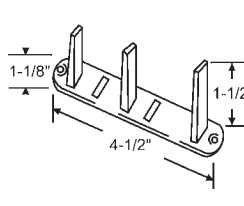
8-240
Nylon, White. Adjusts for Doors
3/4" - 1-3/4"
E-Z Roll



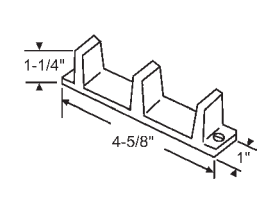
8-291
One Piece Nylon with Fixed Guiders
for 1-1/2" By-Passing Doors
E-Z Roll



8-315
Metal with Nylon Posts
For 1-3/4" Doors



8-330
Metal with Nylon Posts
Adjusts for Doors 3/4" - 1-3/8"

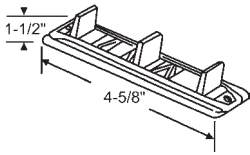


8-208
One Piece Nylon with Fixed
Guiders for 1-3/8"
By-Passing Doors

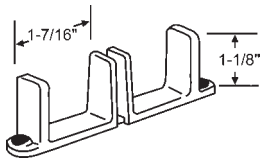
Do it Yourself Door & Window Parts Repair Catalog

Closet Door Hardware

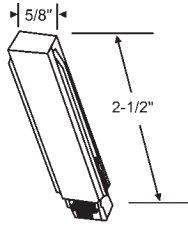
Wood Closet Door Floor Guides/Plates



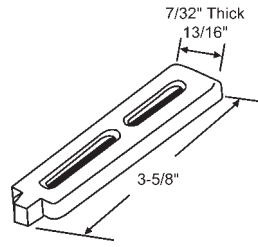
8-209-4
Metal with Nylon Posts.
Adjustable for 3/4", 1", 1-1/8" and
1-3/8" By-Passing Doors
4 per pack with Screws.



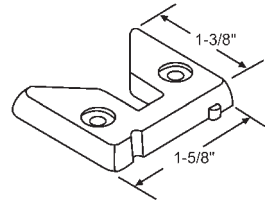
8-316
Nylon
Adjustable For 1-3/8" By-Passing
Doors 2 pieces
E-Z Roll



8-296
Nylon Insert Guide

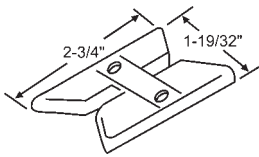


8-295
Guide Stem
Paniflex

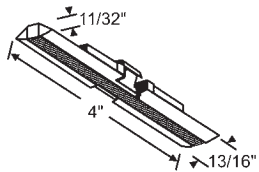


900-849
Nylon Floor Plate (Single)
Paniflex

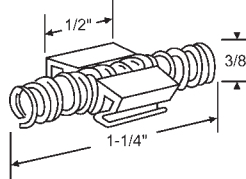
Pivot Guide



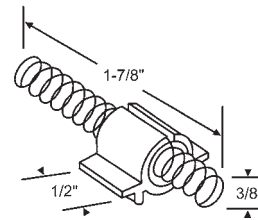
900-848
Nylon Floor Plate (Double)
Paniflex



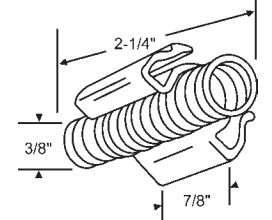
2-92
Pivot Guide
Stanley



8-213



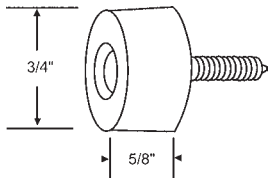
8-203



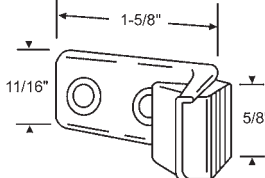
8-217

Wood Closet Door Snuggers

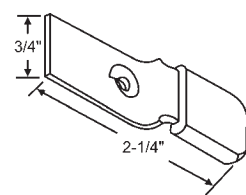
Bumpers



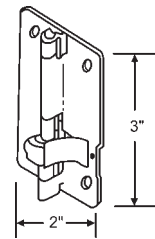
8-246
White Rubber Door Bumper
with Screw



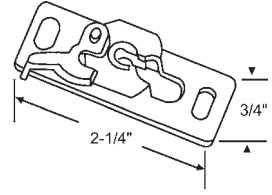
8-224
Metal Angle Stop
w/Rubber Bumper
Stanley



8-204
Closet Door Guide
Metal with Rubber Sleeve

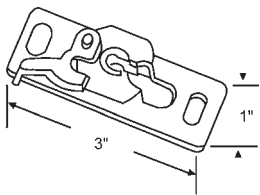


8-230
Door Hinge
Paniflex

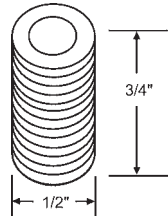


8-226
Mounting Brackets
for 3-141 Rollers

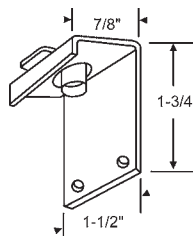
Closet Door Miscellaneous Accessories



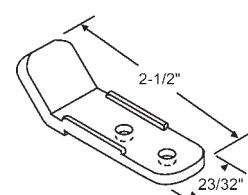
8-227
Mounting Brackets
for 3-139 and 3-140 Rollers



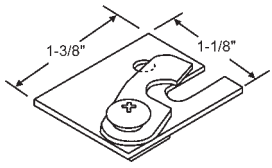
8-281
Threaded Bushing
Use with 2-112 Plunger Pin



8-326
Adapter Plate



900-847
Aligner
Paniflex

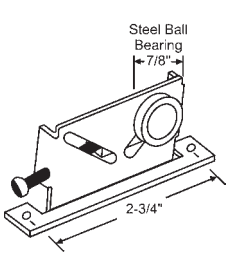


900-8986
Cam Lock Assembly

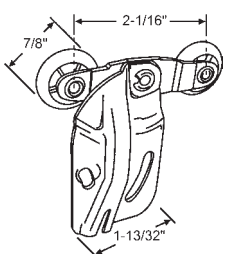
Do it Yourself Door & Window Parts Repair Catalog

Closet Door Hardware

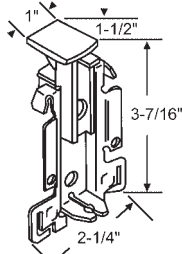
Closet Door Miscellaneous Accessories



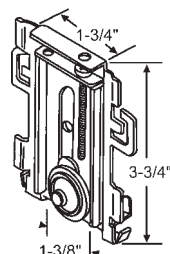
9-271
Mirror Door Roller
Steel Ball Bearing Wheel
Daryl



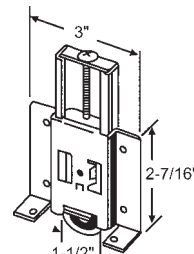
900-656
Front Dual Wheel Hanger



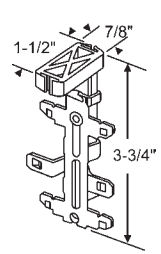
900-12459
Top Guide



900-11827
Bottom Roller

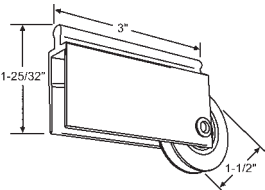


3-227
1-1/2" All Nylon Roller

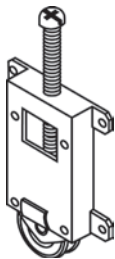


3-228
Guide Bracket


CW Mirror Bi-Pass Door Hardware




900-8319
Round-top Mirror Door Roller.
Nylon Wheel



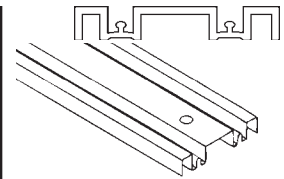
3-348
Wardrobe Door Bottom Roller
with Angled Tang



7-281
Plastic Guide



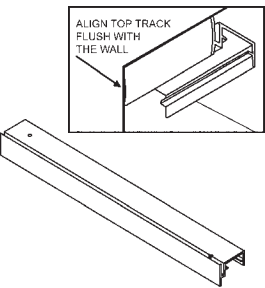
7-280
"L" Bracket



Part #	Length
8-636-5	5ft
8-636-6	6ft
8-636-8	8ft

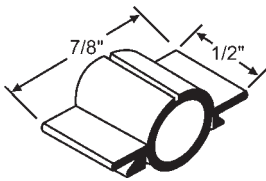
Ultra Glide Track, 3" Wide
Steel w/ Aztec Gold Finish.

CW Mirror Bi-Fold Door Hardware

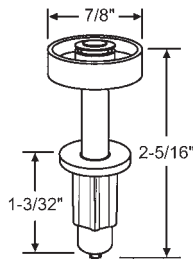


Part #	Length
8-635-5	5'
8-635-6	6'
8-635-8	8'

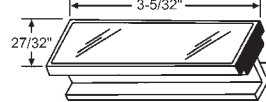
Top and Bottom Aluminum Track.
3" Wide



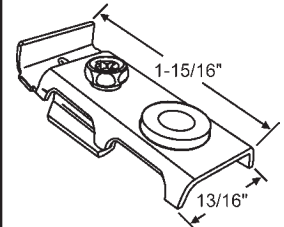
8-634
Tension Clip



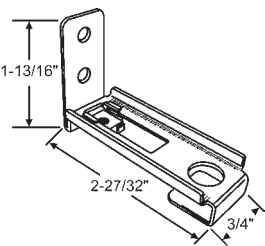
2-142
Guide Pin



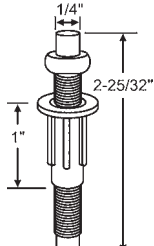
8-633
Mirror Handle



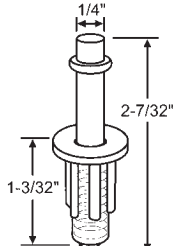
7-279
Pivot Block Clamp



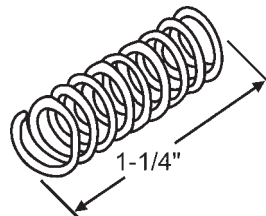
7-278
Pivot L-Bracket



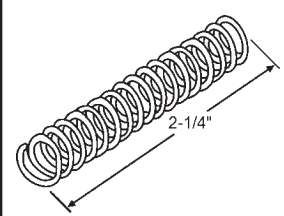
2-143
5/32" Female Hex Threaded Pivot



2-144
Top Spring Pivot Pin



5-120
Small Spring



5-121
Large Spring

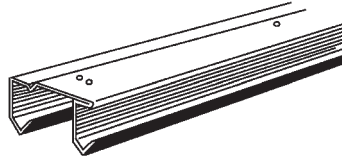
Do it Yourself Door & Window Parts Repair Catalog

Closet Door Hardware

E-Z Roll Sliding Door Track & Accessories

All E-Z Roll Items available carded. Call your sales representative today.

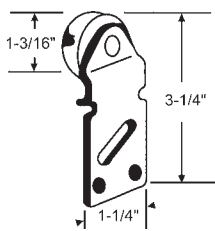
7000 Series SLIDING DOOR TRACK SET
for 3/4" and 1-3/8" by-passing doors up to 50 lbs. each



Part #	Description
900-12643-4	46-1/2" for 4' Opening
900-12643-5	58-1/2" for 5' Opening
900-12643-6	70-1/2" for 6' Opening

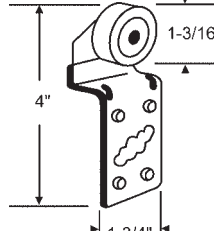
Aluminum Track

E-Z Roll Universal Hangers for Sliding Door Track Sets



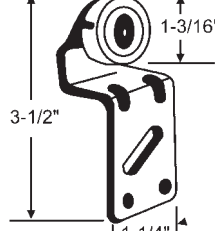
3-193

Front Hanger w/Nylon Wheel, 1/16" Offset



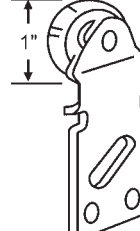
3-194

Rear Hanger w/Nylon Wheel, 5/8" Offset



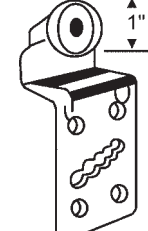
3-195

Rear Hanger w/Nylon Wheel, 1-1/2" Offset



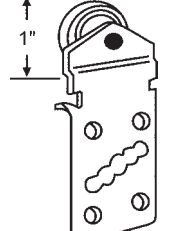
900-1304

Front Hanger w/Ball Bearing Wheel 1/16" Offset



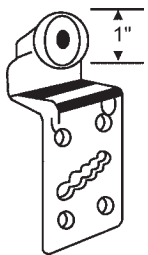
900-1305

Rear Hanger w/Ball Bearing Wheel 1-1/2" Offset



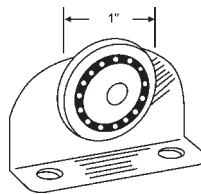
900-1308

Front Hanger w/Nylon Wheel, 1/16" Offset



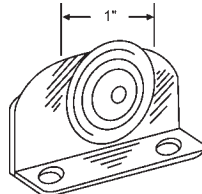
900-1305N

Rear Hanger w/Nylon Wheel, 1-1/2" Offset



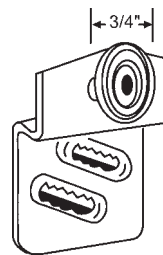
900-1306

Top Mounting Hanger for Single Pocket Door w/Ball Bearing Wheel




900-1307

Top Mounting Hanger for Single Pocket Door w/ Nylon Wheel



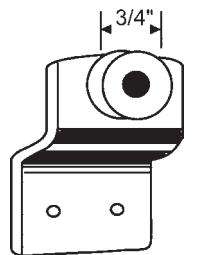
900-1314

Screen & Patio Door Hanger w/Nylon Wheel 3/8" Offset



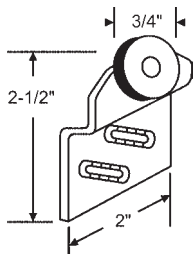
3-382

Front Hanger for Wardrobe w/Nylon Wheel, 1/8" Offset



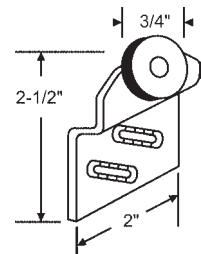
3-381

Rear Hanger for Wardrobe w/Nylon Wheel, 3/8" Offset



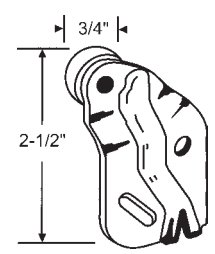
3-165

Front Hanger w/Nylon Wheel, 1/4" Offset



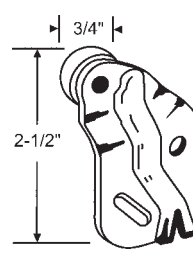
3-164

Rear Hanger w/Nylon Wheel, 1/2" Offset



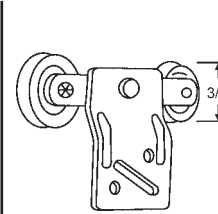
3-190

Front Hanger w/Nylon Wheel, 1/4" Offset



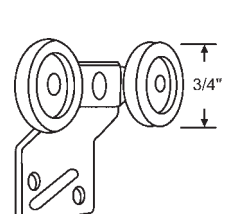
3-191

Rear Hanger w/Nylon Wheel, 1/2" Offset



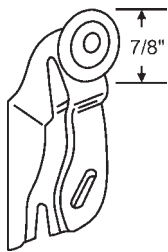
900-1301

Front Hanger Twin Wheels 1/4" Offset



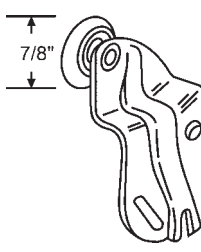
900-1300

Rear Hanger Twin Wheels 1/2" Offset



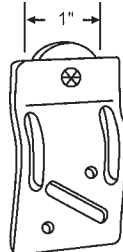
900-1318

Front Hanger w/Nylon Wheel, 3/16" Offset



900-1317

Rear Hanger w/Nylon Wheel, 1/2" Offset



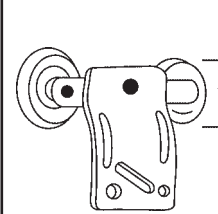
900-1312

Front Hanger 3/16" Offset



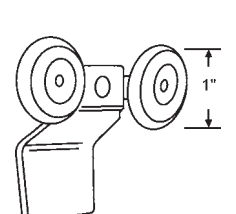
900-1313

Rear Hanger 1/2" Offset



900-1298

Front Hanger Twin Wheel 3/16" Offset



900-1299

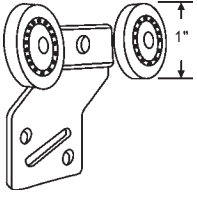
Rear Hanger Twin Wheel 1/2" Offset

Do it Yourself Door & Window Parts Repair Catalog

Closet Door Hardware

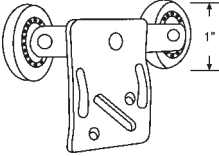
E-Z Roll Universal Hangers

E-Z Roll Replacement Hardware for Folding Bi-fold Doors



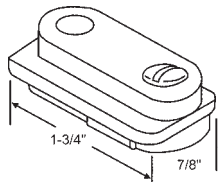
900-1302

H.D. Front Hanger Twin Wheel w/Ball Bearing Wheel, 3/16" Offset



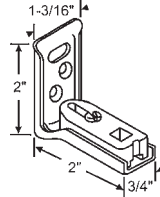
900-1303

H.D. Rear Hanger Twin Wheel w/Ball Bearing Wheel, 1/2" Offset



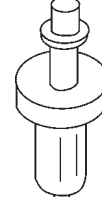
7-251

Top Bracket



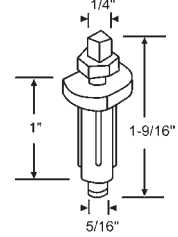
7-250

Bottom Bracket



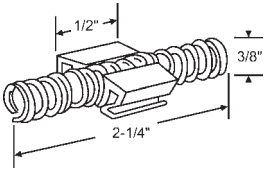
900-1325

Top Pivot Spring Loaded



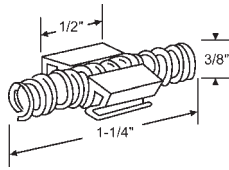
2-114

Bottom Pivot



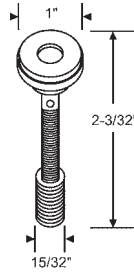
8-491

Snugger for 4 Doors



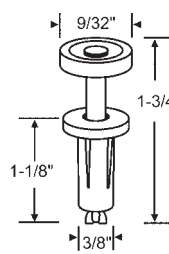
8-213

Snugger for 2 Doors



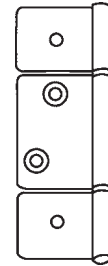
2-112

Top Rolling Guide 1" Round Nylon Wheel 2" Threaded Stem (For replacing older hardware)



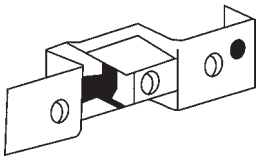
2-104

Top Rolling Guide Spring Loaded



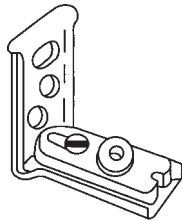
8-356

3 Wing Non Mortise Hinges



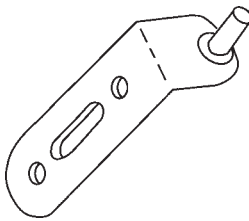
900-16386

Top Bracket



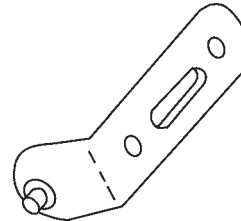
900-16387

Bottom Bracket



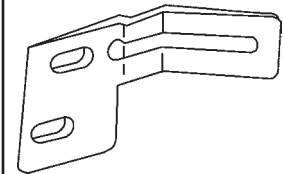
900-16388

Top Pivot



900-16389

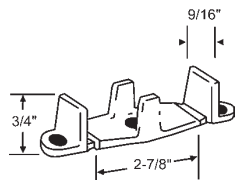
Bottom Pivot



8-490

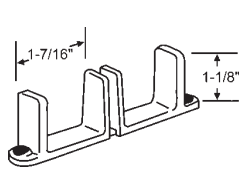
Door Aligner for 4 Doors

E-Z Roll Universal Floor Guides



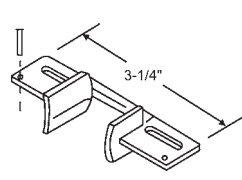
8-240

3 Piece. Floor Guide, Adjustable to Fit 3/4" or 1-3/8" Thick Doors



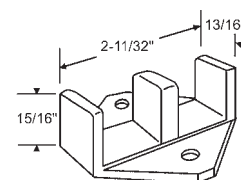
8-316

2 Piece. Floor Guide, Adjustable to Fit 1-3/8" Thick Doors, 1-1/4" High from Floor.



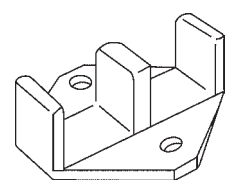
8-313

1 Piece. Nylon Guide for Single Pocket Door



8-314

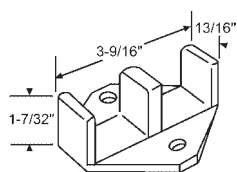
1 Piece. Floor Guide to Fit 3/4" Doors



8-288

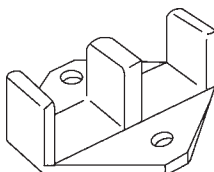
1 Piece. Floor Guide to Fit 1-1/8" Doors

E-Z Roll Universal Door Finger Pulls



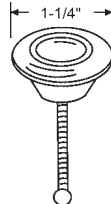
8-291

1 Piece. Floor Guide to Fit 1-3/8" Double Doors 1-1/4" High from Floor



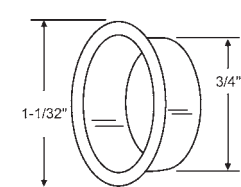
8-421

1 Piece. Floor Guide to Fit 1-3/4" Doors



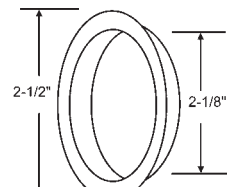
8-489

1-1/4" Nylon Plastic Pull Knob
E-Z Roll



900-616

Brass Plated



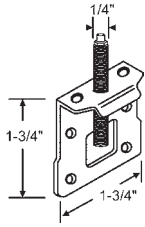
8-202

Brass Plated

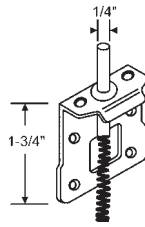
Do it Yourself Door & Window Parts Repair Catalog

Closet Door Hardware

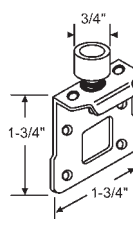
Paniflex Closet Door Hardware



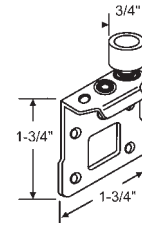
2-69
Bottom Pivot



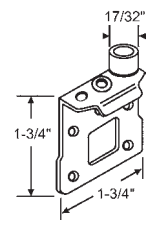
2-68
Top Pivot



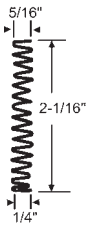
2-67
Roller Bracket



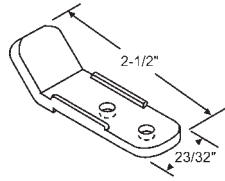
Part #	Hand
2-66	Shown
2-65	Opposite



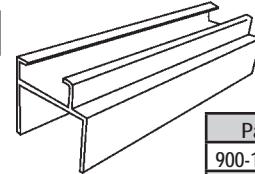
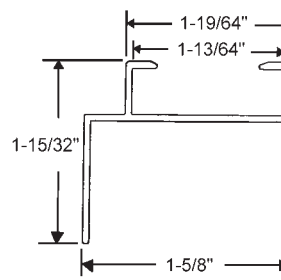
Part #	Hand
2-71	Shown
2-70	Opposite



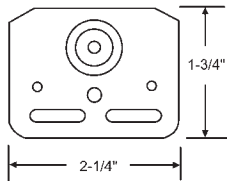
5-54
Top Pivot Spring



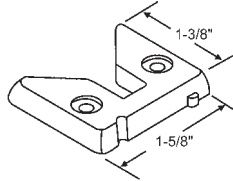
900-847
Door Aligner



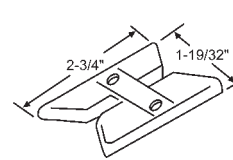
Part #	Size
900-16703-A	4 ft.
900-16703-B	6 ft.
900-16703-C	8 ft.
900-16703-D	10 ft.
900-16703-E	12 ft.



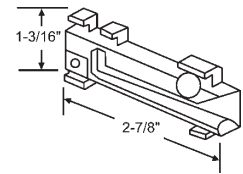
7-201
Metal Floor Plate



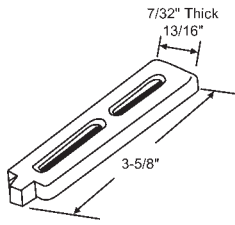
900-849
Nylon Floor Plate (Single)



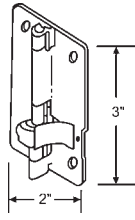
900-848
Nylon Floor Plate (Double)



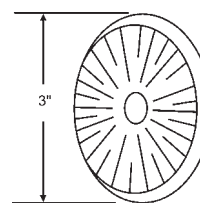
7-235A
Sold as Set (1 LH, 1 RH). Nylon



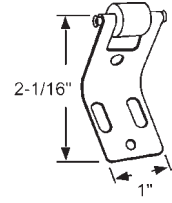
8-295
Guide System



8-230
Cam Hinge

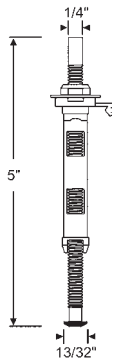


8-332
Brass Back Plate



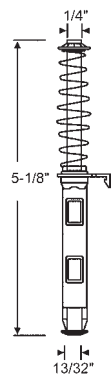
900-851
Pivot Aligner. 31/64" Dia. x 1/2" Width
Nylon Roller

Floataway Closet Door Hardware



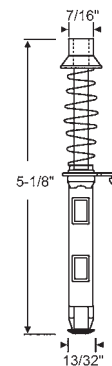
Assembly # 1-103	
Square Nut	6-157
Speed Nut	6-161
Pin Sleeve	900-6656

Pin Assembly with Plastic Sleeve



Assembly # 1-104	
Spring	5-59
Push Nut	6-122

Pin Assembly with Plastic Sleeve



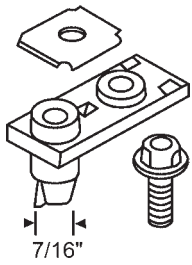
Assembly # 1-105	
Cap	4-106
Spring	5-59

Pin Assembly with Plastic Sleeve

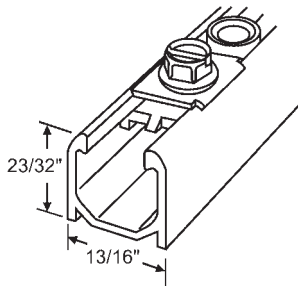
Do it Yourself Door & Window Parts Repair Catalog

Closet Door Hardware

Floataway Closet Door Hardware

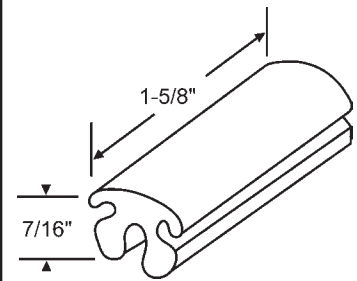


7-223
Nylon

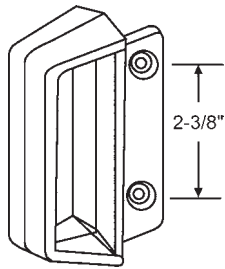


Part #	Size
8-350-3	3 ft.
8-350-4	4 ft.
8-350-6	6 ft.
8-350-8	8 ft.

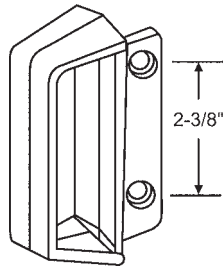
Pivot Bracket Not Included



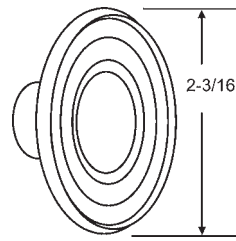
8-304
White



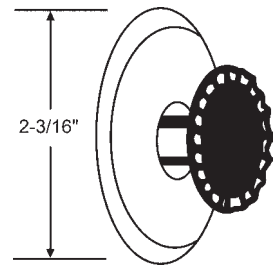
8-344*
Chrome



8-305
White



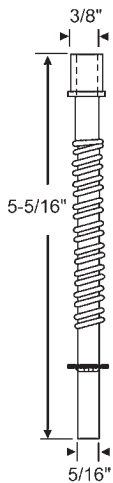
8-349
Plastic Door Knob
White



Part #	Finish
8-228B	Bronze
8-228A	Polished Aluminum

*call for availability

Slimfold Closet Door Hardware



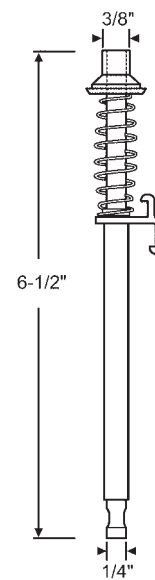
Assembly # 1-184	
Cap	4-103
Spring	5-50
Push Nut	6-111

Bi-Fold Pin Assembly



Assembly # 1-174	
Cap	4-117
Threaded Tinnerman	6-145

Bi-Fold Bottom Pivot Rod Assembly



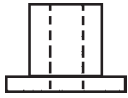
Assembly # 1-102	
Cap	4-120

Bi-Fold Spring Loaded Guide Rod Assembly

Do it Yourself Door & Window Parts Repair Catalog

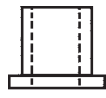
Closet Door Hardware

Slimfold Closet Door Hardware



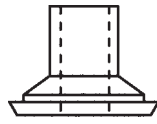
4-117

Fits Pins 1-174, 1-197,
1-232, 1-261



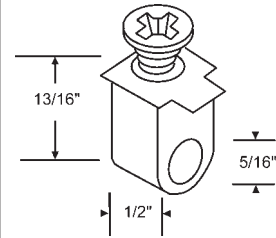
4-103

Fits Pins 1-183, 1-184



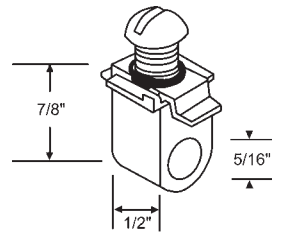
4-120

Fits Pin 1-102



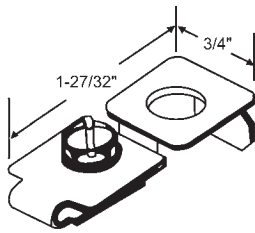
7-231

Nylon
New Style



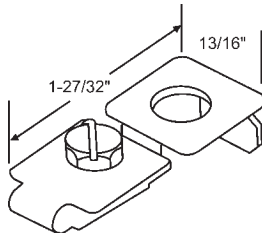
7-231OS

Nylon
Old Style



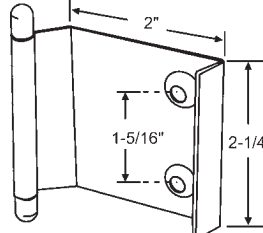
7-200

Pivot Bracket
Metal



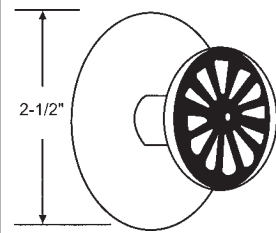
7-272

Bi-Fold Track Socket with Screw
Metal



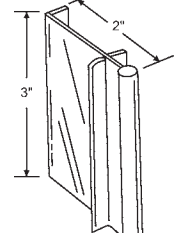
Part #	Finish
8-278	Chrome
8-278B	Gold

Door Pull Set



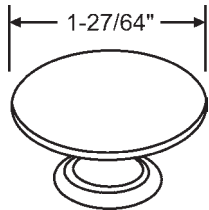
8-258

Brass
8-327 Knob, 8-321 Back Plate




Part #	Finish
8-414	Bright Gold
8-414W	Bright White

Self-Adhesive



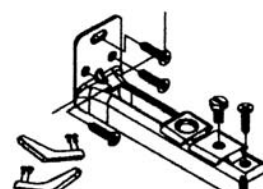
8-447

Metal, Chrome Finish



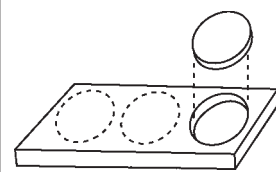
6-145

Retainer Clip
5/16" - 18 Threaded
Used with 1-138A, 1-155, 1-174,



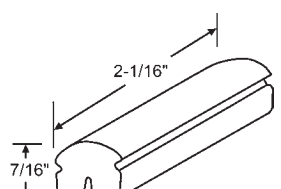
7-277

Bottomless Track Bracket



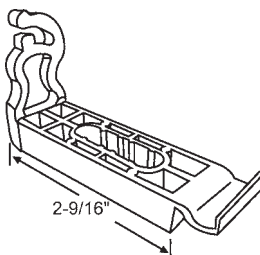
900-7429

Bi-Fold Plastic Silencer
Clear - 3 Per Pad



8-279

Gray Bi-Fold Track Bumper



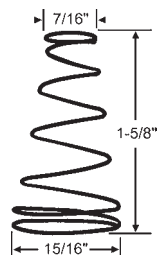
8-409

Bypass Top Guide



900-12272N

New Style



5-62

Spring



5-69

Spring



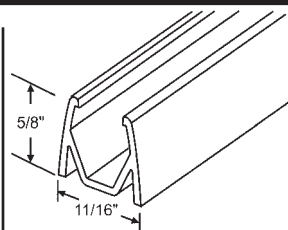
900-7431

#10 - 3/4" Pan Head Bottom
Track Screws



900-7430

#10 - 1-3/4" Pan Head Top Track Screws



Part #	Size
900-8395	59-1/2"
900-8395-2	23-1/2"
900-8395-3	35-1/2"
900-8395-6	71-1/2"

Two-Panel Aluminum Track
Mill