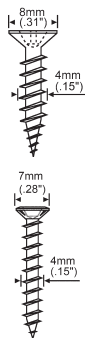


HLS 9000 MULTIPOINT HARDWARE SWING DOOR QUESTIONNAIRE

This form is for a HOPPE or FUHR **Swing** Door Multipoint System with the key cylinder **below** the lever handle.

The **HLS9000 Stainless Steel Multipoint Locking System** provides more than safety and security. It prevents the unwelcome intrusion of rust and corrosion. It can also keep your reputation from being tarnished by eliminating expensive service calls and any resulting loss of revenue.

Corrosion occurs for a variety of reasons. With other materials or finishes, such as yellow zinc dichromate, it can result from pollution in the air, a scratched surface or from the presence of moisture or salt -particularly in coastal regions. **Stainless Steel provides excellent corrosion resistance from these in natural atmospheric conditions.** It also provides an extra measure of protection from pitting and staining in more demanding locations such as industrial sites, areas of urban pollution and coastal regions. To protect the quality of your product as well as your image, insist upon HLS9000.



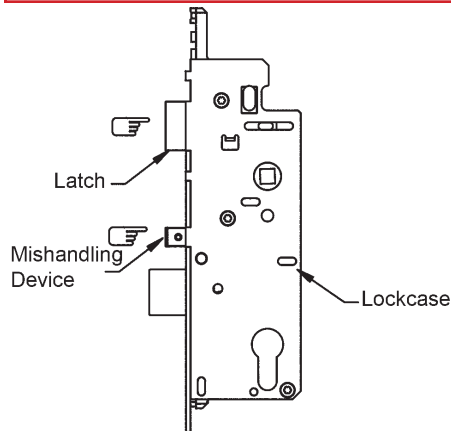
Screws for Wood Profiles

Part #	Length
850-8785687	25/32"
850-8785691	1-5/32"
850-8785695	1-3/8"
850-8785699	1-3/4"
850-8785703	2-3/8"

Screws for Vinyl Profiles

Part #	Length
850-8785667	19mm
850-8785671	22mm
850-8785675	25mm

All Screws are Stainless Steel. 25 per Bag




Reversing Latch and Mishandling Device

1. Pull and rotate Latch 180° with hand and release back into lockcase.
2. Pull and rotate Mishandling device 180° with handle and release back into lockcase.

Manual Tongue/ Shootbolt Version



SWING HOOK



SHOOTBOLT VERSION



ROLLER VERSION

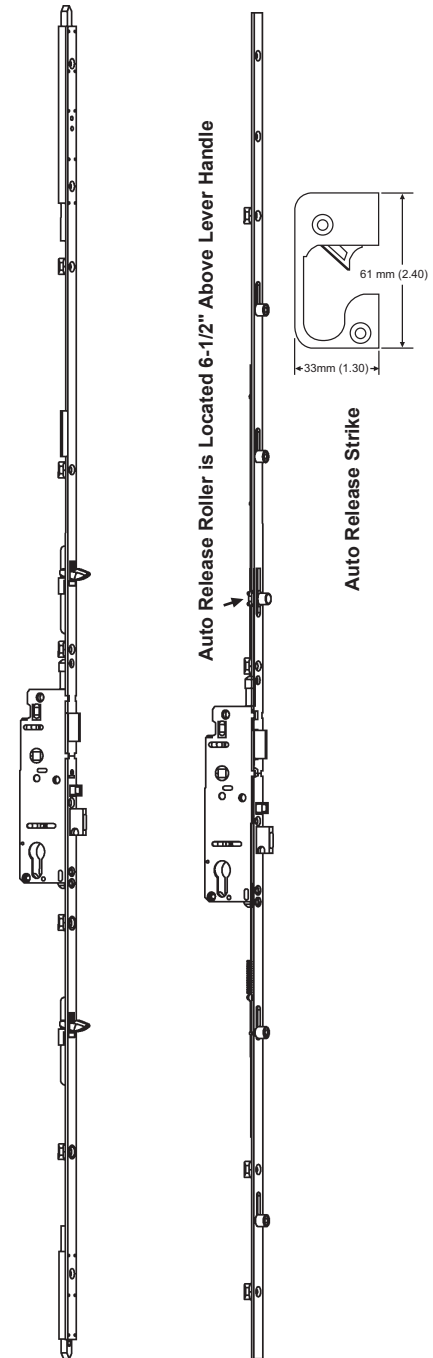


TONGUE VERSION



ROUNDBOLT VERSION

Automatic Four Roller Version



Auto Release Roller is Located 6-1/2" Above Lever Handle

Auto Release Strike

1. The HOPPE® Multipoint Locking Systems are **in most cases** a direct replacement for **FUHR** Multipoint Systems.
2. There are various sizes and combinations of these Multipoint locking systems. Please fill out the questionnaire and email it to our sales office to obtain part numbers, pricing and availability.

General Information

- A) If you have a HOPPE or FUHR **Sliding** Door Multipoint System, fill out the **Old FUHR Sliding Door Multipoint Questionnaire** (see page 365).
- B) If you have a HOPPE **Swing** Door Multipoint System with the key cylinder **above** the lever handle, fill out form for the **HLS 7 Series** (see page 407).
- C) If you have a HOPPE or FUHR **Swing** Door Multipoint System with the key cylinder **below** the lever handle, fill out the form for the **HLS 9000 Series** (see page 402).

HLS 9000 MULTIPOINT HARDWARE SWING DOOR QUESTIONNAIRE

This form is for a HOPPE or FUHR **Swing** Door Multipoint System with the key cylinder **below** the lever handle.

For video on completing form go to: <https://www.youtube.com/watch?v=Ovlgk93CBY>

Customer Name: _____ **Account Number** _____

Contact: _____ **Phone Number** _____

1. Which do you see stamped on the thin edge of the metal face plate running up the entire door edge: "FUHR" or "HOPPE®"? (This can be found in between the door latch and deadbolt area) _____
2. What is the **finish** of the faceplate? Brass looking Stainless Steel
3. Do you know who manufactured the door? How about the windows in your home? If so, please list the company:

4. Is this for a single door or a pair of doors (french doors)? _____
5. What is the door thickness: 1-3/4" (45mm) 2-1/4" (57.15mm) Other: _____
6. Is this a **"manual"** or **"automatic"** system? Manual: Pull up on handle to engage the multipoint locks. Automatic: Where the multi point locks engage on their own when you close the door. **Manual** **Automatic***

***NOTE: Automatic version will have a small roller-like piece located 6-1/2" above the latch. See pictures on page 401.**

- 6A. If you have a FUHR Automatic System what finish is your auto-release strike _____
7. Based on the accompanying pictures, please put an "x" by the multipoint system you have:

<input type="checkbox"/> Automatic Tongue* (3-Point System)	<input type="checkbox"/> Manual Roundbolt (3-Point System)
<input type="checkbox"/> Manual Tongue (3-Point System)	<input type="checkbox"/> Manual Roundbolt with Shootbolt (5-Point System)
<input type="checkbox"/> Automatic Roller* (3-Point System)	<input type="checkbox"/> Manual Swing Hook (3-Point System)
<input type="checkbox"/> Manual Roller (3-Point System)	<input type="checkbox"/> Manual Swing Hook (4-Point System)
<input type="checkbox"/> Automatic 4-Roller (5-Point System)	<input type="checkbox"/> Manual Swing Hook with Shootbolt (5-Point System)
<input type="checkbox"/> Manual 4-Roller (5-Point System)	<input type="checkbox"/> Manual Shootbolt (3-Point System for Active Door)
<input type="checkbox"/> Manual Tongue with Shootbolt (5-Point System)	<input type="checkbox"/> Manual Shootbolt (2-Point System for Inactive Door)
<input type="checkbox"/> Manual Roller with Shootbolt (5-Point System)	<input type="checkbox"/> Other

***NOTE: When replacing old FUHR automatic systems, the Hoppe automatic release roller will be in a different location. Please contact your account manager for re-routing instructions or go to: <https://windowanddoorparts.us/2020catalog/Hoppe-FUHR-re-routing.pdf>**

8. **FACE PLATE WIDTH:** The metal plate that runs the length of the door: 5/8" (16mm) 25/32" (20mm)
9. What is the total height of the door? : _____

10. If you have a tongue, roundbolt or roller version, what is the distance from the center of the handle to the **top** position of tongue, roundbolt or roller? (Note: All measurements shown are taken when system is in the locked position)

Tongue: 23-5/8" (600mm) 29-1/4" (743mm) 37-13/64" (945mm) 41-11/32" (1050mm) 46-31/32" (1193mm) 62-3/4" (1594mm)
 Other _____

Roundbolt: 23-5/8" (600mm) 32-1/8" (816mm) 40" (1016mm) 41-11/32" (1050mm) 47-7/8" (1216mm) 59-1/16" (1500mm)
 63" (1600mm) Other _____

Two Roller: 13" (330mm) 23-5/8" (600mm) 25-5/8" (651mm) 28-3/4" (730mm) 32-5/8" (829mm) 36-5/8" (930mm)
 41-11/32" (1050mm) 44-11/16" (1135mm) 50-19/32" (1285mm) 59" (1500mm) 63" (1600mm) Other _____

Four Roller - Position #1: 15-3/4" (400mm) 23-5/8" (600mm) 31-1/2" (800mm) 39-3/8" (1000mm) Other _____

Four Roller - Position #2: 31-1/2" (800mm) 45-1/4" (1150mm) 59" (1500mm) 72-53/64" (1850mm) Other _____

Swing Hook - Position #1: 19-11/16" (500mm) 23-5/8" (620mm) 35-7/16" (900mm) Other _____

11. **SHOOTBOLT THROW:** Full extension of shootbolt: 25/32" (20mm - Standard) 1" (25mm - Available on inactive systems only)
12. **HANDLE HEIGHT:** The distance from the center of the door handle down to the bottom horizontal edge of the door (36" Standard)? _____

13. What is the distance from the center of the handle to the center of the thumbturn piece?
 2-7/32" (56mm) 2-53/64" (72mm) 3-5/8" (92mm - Standard) Other: _____

14. **BACKSET:** What is the distance from the center of the handle to the door edge (edge with the latch and deadbolt on it)?
 1-3/8" (35mm) 1-3/4" (45mm) 2-3/8" (60mm) 2-3/4" (70mm)

15. **DEADBOLT THROW:** With the door ajar, measure how far out the deadbolt extends from the edge of the door: 1/2" 1"

16. If you have a tongue, roundbolt or roller version, what is the distance from the center of the handle down to the **bottom** position of tongue, roundbolt or roller? (Note: All measurements shown are taken when system is in the locked position)

Tongue: 24-13/32" (620mm) 26-27/64" (671mm) 29-21/32" (753mm) Other: _____

Roundbolt: 24-13/32" (620mm) 26-19/64" (668mm) Other: _____

Two Roller: 24-13/32" (620mm) 29-1/2" (750mm) Other _____

Four Roller - Position #1: 15-3/4" Other _____

Four Roller - Position #2: 29-1/2" (750mm) Other _____

Swing Hook: 29-21/32" (753mm) Other _____

Email completed form to: Sales@WindowAndDoorParts.us